

Independent Auditor's Report

To the Members of Indian Cable Net Company Limited

Report on the Audit of the Standalone Financial Statements

Qualified Opinion

1. We have audited the accompanying standalone financial statements of Indian Cable Net Company Limited ('the Company'), which comprise the Balance Sheet as at 31 March 2021, the Statement of Profit and Loss (including Other Comprehensive Income), the Cash Flow Statement and the Statement of Changes in Equity for the year then ended, and a summary of the significant accounting policies and other explanatory information.
2. In our opinion and to the best of our information and according to the explanations given to us, except for the effects of the matter described in the Basis for Qualified Opinion section of our report, the aforesaid standalone financial statements give the information required by the Companies Act, 2013 ('Act') in the manner so required and give a true and fair view in conformity with the accounting principles generally accepted in India including Indian Accounting Standards ('Ind AS') specified under section 133 of the Act, of the state of affairs of the Company as at 31 March 2021, its profit including other comprehensive income, its cash flows and the changes in equity for the year ended on that date.

Basis for Qualified Opinion

3. The Company's 'Revenue from Operations' include broadcasters' share in subscription income from pay channels, which has correspondingly been presented as an expense which is not in accordance with the requirements of Ind AS-115, 'Revenue from contract with customers'. Had the Management disclosed the same on net basis, the 'Revenue from Operations' and the 'Pay Channel, carriage sharing and related cost' each would have been lower by ₹ 19112 Lakhs for the year ended 31st March 2021 and the profit would have remained the same as currently reported.
4. We conducted our audit in accordance with the Standards on Auditing specified under section 143(10) of the Act. Our responsibilities under those standards are further described in the 'Auditor's Responsibilities for the Audit of the Financial Statements' section of our report. We are independent of the Company in accordance with the Code of Ethics issued by the Institute of Chartered Accountants of India ('ICAI') together with the ethical requirements that are relevant to our audit of the financial statements under the provisions of the Act and the rules there under, and we have fulfilled our other ethical responsibilities in accordance with these requirements and the Code of Ethics. We believe that the audit evidence we have obtained is sufficient and appropriate to provide a basis for our qualified opinion.

Key Audit Matters

5. Key audit matters are those matters that, in our professional judgment, were of most significance in our audit of the standalone financial statements of the current period. These matters were addressed in the context of our audit of the financial statements as a whole, and in forming our opinion thereon, and we do not provide a separate opinion on these matters.
6. In addition to the matter described in the Basis for Qualified Opinion section, we have determined the matters described below to be the key audit matters to be communicated in our report.

Key audit matter	How our audit addressed the key audit matter
Provisioning for Expected Credit Loss ('ECL') Trade receivables comprise a significant portion of the current financial assets of	We have performed the following procedures for assessment of sufficiency of the provisioning for ECL:



<p>the Company. As at March 31, 2021 trade receivables aggregate ₹ 3869 Lakhs (net of provision for expected credit losses of ₹ 2264 Lakhs).</p> <p>In accordance with Ind AS 109, the Company applies expected credit loss (ECL) model for measurement and recognition of impairment loss for financial assets.</p> <p>Since the Company has revenue streams which are dissimilar, the management has identified different classes of trade receivables basis the customer profile and nature of service provided or item sold. The management regularly assesses each class of trade receivables for recoverability. Provision for ECL is created by the management considering the recovery trends noted for the respective class, adjusted for forward looking estimates. Additional provision is created for the receivables specifically identified as doubtful or non-recoverable.</p> <p>Estimation of the rates at which provision for ECL is to be created for each revenue stream, involve significant degree of judgment and estimate and is therefore considered a key audit matter.</p>	<ul style="list-style-type: none">• Obtained the aging of trade receivables and discussed the key receivable balances, considering if any correspondence is available to establish the management's assessment of recoverability of such dues.• Analysis of the methodology used to determine the provision amount for the current year.• Assessing key ratios which include collection periods and days outstanding.• Tested subsequent settlement of trade receivables after the balance sheet date on a sample basis,
<p>Evaluation of uncertain tax positions</p> <p>The Company has material uncertain tax positions including matters under dispute which involves significant judgment to determine the possible outcome of these disputes.</p> <p><i>Refer Note 45 to the Standalone Financial Statements</i></p>	<p>We obtained details of completed tax assessments and demands for the year ended March 31, 2021 from management. We involved our internal experts to challenge the management's underlying assumptions in estimating the tax provision and the possible outcome of the disputes. Our internal experts also considered legal precedence and other rulings in evaluating management's position on these uncertain tax positions. Additionally, we considered the effect of new information in respect of uncertain tax positions as at April 1, 2020 to evaluate whether any change was required to management's position on these uncertainties.</p>

Information other than the Financial Statements and Auditor's Report thereon

7. The Company's Board of Directors is responsible for the other information. The other information comprises the information included in the Annual Report, but does not include the financial statements and our auditor's report thereon.

Our opinion on the financial statements does not cover the other information and we do not express any form of assurance conclusion thereon.

In connection with our audit of the financial statements, our responsibility is to read the other information and, in doing so, consider whether the other information is materially inconsistent with the financial statements or our knowledge obtained in the audit or otherwise appears to be materially misstated. If, based on the work we have performed, we conclude that there is a material misstatement of this other information, we are required to report that fact. We have nothing to report in this regard.

Responsibilities of Management for the Standalone Financial Statements

8. The Company's Board of Directors is responsible for the matters stated in section 134(5) of the Act with respect to the preparation of these standalone financial statements that give a true and fair view of the financial position, financial performance including other comprehensive income, changes in equity and cash flows of the Company in accordance with the accounting principles generally accepted in India, including the Ind AS specified under section 133 of the Act. This responsibility also includes maintenance of adequate accounting records in accordance with the provisions of the Act for safeguarding of the assets of the Company and for preventing and detecting frauds and other irregularities; selection and application of appropriate accounting policies; making judgments and estimates that are reasonable and prudent; and design, implementation and maintenance of adequate internal financial controls, that were operating effectively for ensuring the accuracy and completeness of the accounting records, relevant to the preparation and presentation of the financial statements that give a true and fair view and are free from material misstatement, whether due to fraud or error.
9. In preparing the financial statements, management is responsible for assessing the Company's ability to continue as a going concern, disclosing, as applicable, matters related to going concern and using the going concern basis of accounting unless management either intends to liquidate the Company or to cease operations, or has no realistic alternative but to do so.
10. Those Board of Directors are also responsible for overseeing the Company's financial reporting process.

Auditor's Responsibilities for the Audit of the Standalone Financial Statements

11. Our objectives are to obtain reasonable assurance about whether the financial statements as a whole are free from material misstatement, whether due to fraud or error, and to issue an auditor's report that includes our opinion. Reasonable assurance is a high level of assurance, but is not a guarantee that an audit conducted in accordance with Standards on Auditing will always detect a material misstatement when it exists. Misstatements can arise from fraud or error and are considered material if, individually or in the aggregate, they could reasonably be expected to influence the economic decisions of users taken on the basis of these financial statements.
12. As part of an audit in accordance with Standards on Auditing, we exercise professional judgment and maintain professional scepticism throughout the audit. We also:
 - Identify and assess the risks of material misstatement of the financial statements, whether due to fraud or error, design and perform audit procedures responsive to those risks, and obtain audit evidence that is sufficient and appropriate to provide a basis for our opinion. The risk of not detecting a material misstatement resulting from fraud is higher than for one resulting from error, as fraud may involve collusion, forgery, intentional omissions, misrepresentations, or the override of internal control.
 - Obtain an understanding of internal control relevant to the audit in order to design audit procedures that are appropriate in the circumstances. Under section 143(3)(i) of the Act, we are also responsible for explaining our opinion on whether the company has adequate internal financial controls system in place and the operating effectiveness of such controls.

- Evaluate the appropriateness of accounting policies used and the reasonableness of accounting estimates and related disclosures made by management.
- Conclude on the appropriateness of management's use of the going concern basis of accounting and, based on the audit evidence obtained, whether a material uncertainty exists related to events or conditions that may cast significant doubt on the Company's ability to continue as a going concern. If we conclude that a material uncertainty exists, we are required to draw attention in our auditor's report to the related disclosures in the financial statements or, if such disclosures are inadequate, to modify our opinion. Our conclusions are based on the audit evidence obtained up to the date of our auditor's report. However, future events or conditions may cause the Company to cease to continue as a going concern.
- Evaluate the overall presentation, structure and content of the financial statements, including the disclosures, and whether the financial statements represent the underlying transactions and events in a manner that achieves fair presentation.

Materiality is the magnitude of misstatements in the standalone financial statements that, individually or in aggregate, makes it probable that the economic decisions of a reasonably knowledgeable user of the standalone financial statements may be influenced. We consider quantitative materiality and qualitative factors in (i) planning the scope of our audit work and in evaluating the results of our work; and (ii) to evaluate the effect of any identified misstatements in the standalone financial statements

13. We communicate with those charged with governance regarding, among other matters, the planned scope and timing of the audit and significant audit findings, including any significant deficiencies in internal control that we identify during our audit.
14. We also provide those charged with governance with a statement that we have complied with relevant ethical requirements regarding independence, and to communicate with them all relationships and other matters that may reasonably be thought to bear on our independence, and where applicable, related safeguards.
15. From the matters communicated with those charged with governance, we determine those matters that were of most significance in the audit of the financial statements of the current period and are therefore the key audit matters. We describe these matters in our auditor's report unless law or regulation precludes public disclosure about the matter or when, in extremely rare circumstances, we determine that a matter should not be communicated in our report because the adverse consequences of doing so would reasonably be expected to outweigh the public interest benefits of such communication.

Report on Other Legal and Regulatory Requirements

16. As required by section 197(16) of the Act, we report that the Company has paid remuneration to its directors during the year in accordance with the provisions of section 197 read with Schedule V to the Act.
17. As required by the Companies (Auditor's Report) Order, 2016 ('the Order') issued by the Central Government of India in terms of section 143(11) of the Act, we give in the Annexure I statement on the matters specified in clauses 3 and 4 of the Order.
18. Further to our comments in Annexure I, as required by section 143(3) of the Act, we report that:
 - a) We have sought and except for the effect of the matter described in the Basis for Qualified Opinion section, obtained all the information and explanations which to the best of our knowledge and belief were necessary for the purpose of our audit;



- b) Except for the effect of the matter described in the Basis for Qualified Opinion section, in our opinion, proper books of account as required by law have been kept by the Company so far as it appears from our examination of those books;
- c) The standalone financial statements dealt with by this report are in agreement with the books of account;
- d) Except for the effect of the matter described in the Basis for Qualified Opinion section, in our opinion, the aforesaid standalone financial statements comply with Ind AS specified under section 133 of the Act;
- e) On the basis of the written representations received from the directors and taken on record by the Board of Directors, none of the directors is disqualified as on 31 March 2021 from being appointed as a director in terms of section 164(2) of the Act;
- f) We have also audited the internal financial controls over financial reporting (IFCoFR) of the Company as on 31 March 2021 in conjunction with our audit of the standalone financial statements of the Company for the year ended on that date and our report as per Annexure-II expresses a modified opinion.
- g) With respect to the other matters to be included in the Auditor's Report in accordance with rule 11 of the Companies (Audit and Auditors) Rules, 2014 (as amended), in our opinion and to the best of our information and according to the explanations given to us:
 - i. The Company, as detailed in note 45 to the standalone financial statements, has disclosed the impact of pending litigations on its financial position as at 31 March 2021;
 - ii. The Company did not have any long-term contracts including derivative contracts for which there were any material foreseeable losses as at 31 March 2021;
 - iii. There were no amounts which were required to be transferred to the Investor Education and Protection Fund by the Company during the year ended 31 March 2021;

For A. K. Bhalotia & Co.
Chartered Accountants
Firm's Registration No.: 329475E

Ashish Kumar Bhalotia
Digitally signed by
Ashish Kumar Bhalotia
Date: 2021.06.22
21:45:45 +05'30'

(A. K. Bhalotia)
Proprietor
Membership No.: 065860
UDIN : 21065860AAAABH1929

Place: Kolkata
Date : 22 June 2021



Annexure - I to the Independent Auditor's Report

The Annexure referred to in Independent Auditors' Report to the members of the Company on the standalone Ind AS financial statements for the year ended 31st March 2021, we report that:

- (i) (a) The Company has maintained proper records showing full particulars, including quantitative details and situation of fixed assets.
- (b) The Company has a program of verification of its fixed assets to cover all items in a phased manner over a period of three years other than set top boxes, which are in possession of customers/third parties and distribution equipment comprising overhead and underground cables and other equipment. Management is of the view that it is not possible to physically verify these assets due to their nature and location. Pursuant to the program, certain fixed assets were physically verified by the management during the year. According to the information and explanations given to us, the existence of set top boxes is verified on the basis of the 'active user' status in the system. No material discrepancies were noticed on such verification.

In our opinion, other than for physical verification of set top boxes and distribution and other equipment referred to above, the frequency of verification of fixed assets is reasonable having regard to the size of the Company and the nature of its assets.

- (c) According to the information and explanations given to us and on the basis of our examination of the records of the Company, the title deeds of immovable properties are held in the name of the Company.
- (ii) Physical verification of inventory except Set Top Boxes including smart cards with local cable operators and Direct Subscribers has been conducted by the Management at reasonable intervals. No material discrepancies were noticed in the physical stock as compared with the book records.
- (iii) The company has not granted any loan, secured or unsecured, to companies, Firms, Limited Liability Partnerships or other parties covered in register 189 of the Companies Act, 2013. Hence clauses 3(iii) (a), 3(iii)(b) and 3(iii)(c) of the Order are not applicable.
- (iv) In our opinion and according to the information and explanations given to us, in respect of Loans, Investments, Guarantees and security, provisions of section 185 and 186 of the Companies Act, 2013 have been complied with wherever applicable.
- (v) The Company has not accepted any deposits within the meaning of sections 73 to 76 of the Companies Act, 2013 and the rules framed there under. Accordingly the provisions of clause 3(v) of the order are not applicable to the Company.
- (vi) To the best of our knowledge and as explained, the Central Government has prescribed maintenance of cost records under sub-section (1) of section 148 of the Companies Act, 2013 for the products and services of the Company. We have broadly reviewed the books of accounts maintained by the company in this connection and are of the opinion that the prima facie the records have been maintained. We have not however made a detailed examination of the records with the view to determine whether they are accurate and complete.
- (vii) (a) In our opinion and according to the information and explanations given to us, the Company is generally regular in depositing the undisputed statutory dues including provident fund, employees' state insurance, income tax, goods and services tax, duty of customs, duty of excise, value added tax, cess and other material statutory dues as applicable with the appropriate authorities.



(b) According to the information and explanations given to us and the records of the company examined by us, there are following disputed liability Outstanding as on 31st March 2021:

Name of the statute	Nature of dues	Amount (₹ In Lakhs)	Amount paid under Protest (₹ In Lakhs)	Period to which the amount relates	Forum where dispute is pending
Finance Act, 1994	Service tax	86.54	6.49	F.Y. 2014-15	Commissioner of CGST & CX, Kolkata (Appeals-1)
Finance Act, 1994	Service tax	67.93	5.09	F.Y. 2012-13 to F.Y. 2016-17	Commissioner Central Excise (Appeal)- Gautambuddha Nagar, UP
Finance Act, 1994	Service tax	24.79 plus Interest	1.69	F.Y. 2016-17 to F.Y. 2017-18	Commissioner of CGST & CX, Kolkata (Appeals-1)
West Bengal VAT Act	VAT	407.89	-	F.Y. 2015-16	West Bengal Taxation Tribunal
CST Act	CST	7.75	-	F.Y. 2015-16	Calcutta High Court
The W.B. Tax on Entry of Goods into Local Area Act, 2012	Entry Tax and Interest	401.15	36.94	F.Y. 2012-2013 to 2017-18	Calcutta High Court
Entertainment Tax	Entertainment tax	87.21	-	Till May 2015	Allahabad High Court
Jharkhand VAT Act	Jharkhand VAT	55.99	50.67	F.Y. 2015-16	Commissioner of Commercial Taxes, Ranchi, Jharkhand
Income Tax Act, 1961	Income Tax	689.77	255.33	A. Y. 2016-17 to 2018-19	National Faceless Appeal Centre
Customs Act, 1962	Custom Duty	6670.79	20.00	F.Y. 2015-16 to 2017-18	Additional Director General (Adjudication), Directorate of Revenue Intelligence, Delhi / High Court, Delhi

- (viii) On the basis of the records examined by us and the information and explanations given to us, the Company has not defaulted in repayment of loans or borrowings to banks. There were no dues of loans or borrowings from any Financial Institution, Government or debenture holders.
- (ix) The company has not raised any money by way of initial public offer or further public offer (including debt instruments). In our opinion and according to the information and explanations given to us, the term loans have been applied by the Company during the year for the purpose for which they were obtained.
- (x) According to the information and explanations given to us, no fraud by the company or on the



Company by it's officers or employees has been noticed or reported during the year.

- (xi) In our opinion and according to the information and explanations given to us, the Company has paid/provided managerial remuneration in accordance with the requisite approvals mandated by the provisions of section 197 read with Schedule V to the Act.
- (xii) In our opinion, the company is not a Nidhi company. Therefore, clause 3(xii) of the order is not applicable to the Company.
- (xiii) The Company has entered into transactions with related parties in compliance with the provisions of Sections 177 & 188 of the Act as applicable. The details of such related party transactions have been disclosed in the financial statements as required under Indian Accounting Standard (AS) 24, Related Party Disclosures specified under Section 133 of the Act, read with relevant rules.
- (xiv) The company has not made any preferential allotment or private placement of shares or fully or partly convertible debentures during the year under review. Therefore clause 3(xiv) of the Order is not applicable.
- (xv) According to the information and explanations given to us and based on our examination of the records of the Company, the Company has not entered into non-cash transactions with directors or persons connected with him. Accordingly, clause 3(xv) of the Order is not applicable.
- (xvi) According to the information and explanations given to us the Company is not required to be registered under section 45-IA of the Reserve Bank of India Act 1934. Therefore, clause 3(xvi) of the order is not applicable.

For A. K. Bhalotia & Co.
Chartered Accountants
Firm's Registration No.: 329475E

Ashish
Kumar
Bhalotia

Digitally signed
by Ashish Kumar
Bhalotia
Date: 2021.06.22
21:47:21 +05'30'

(A.K. Bhalotia)
Proprietor
Membership No.: 065860
UDIN : 21065860AAAABH1929

Place: Kolkata
Date : 22 June 2021

INDIAN CABLE NET COMPANY LIMITED		₹ in Lakhs		
Balance Sheet as at March 31, 2021		Notes	Mar 31, 2021	Mar 31, 2020
A. Assets				
1. Non-current assets				
(a) Property, Plant and Equipment	4	29,432	35,227	
(b) Capital work-in-progress	4	2,594	1,693	
(c) Investment Property	5	6,498	6,607	
(d) Goodwill	6	2,107	2,107	
(e) Other Intangible Assets	6	5,093	7,054	
(f) Financial Assets				
(i) Investments	7	1,648	1,862	
(ii) Loans	8	4,892	116	
(iii) Other Financial Assets	9	148	154	
(g) Other Non-current Assets	10	702	644	
Sub-total of Non-current Assets		53,114	55,462	
2. Current Assets				
(a) Inventories	11	102	77	
(b) Financial Assets				
(i) Trade Receivables	12	3,869	7,177	
(ii) Cash and Cash Equivalents	13	4,353	11,401	
(iii) Bank Balances other (ii) above	14	3	0	
(iv) Loans	15	-	-	
(v) Other Financial Assets	16	708	410	
(c) Current Tax Assets	17	1,141	970	
(d) Other Current Assets	18	554	1,065	
Sub-total of Current Assets		10,730	21,100	
Total assets		63,843	76,562	
B. Equity and Liabilities				
Equity				
(a) Equity Share Capital	19	8,640	8,640	
(b) Other Equity	20	34,429	33,434	
Sub-total - Equity		43,069	42,074	
Liabilities				
1. Non-current Liabilities				
(a) Financial Liabilities				
(i) Borrowings	21	3,500	14,584	
(ii) Other Financial Liabilities	22	610	1,442	
(b) Provisions	23	412	395	
(c) Deferred Tax Liability (net)	24	243	790	
(d) Other Non-current Liabilities	25	179	140	
Sub-total - Non-current Liabilities		4,944	17,351	
2. Current Liabilities				
(a) Financial Liabilities				
(i) Borrowings	26	1,703	-	
(ii) Trade payables	27			
outstanding dues of creditors for micro enterprises and small enterprises		10	93	
outstanding dues of creditors - others		7,300	9,125	
(iii) Other Financial Liabilities	28	4,547	5,578	
(b) Other Current Liabilities	29	2,241	2,124	
(c) Provisions	30	29	17	
Sub-total of Current Liabilities		15,830	17,937	
Total Equity and Liabilities		63,843	76,562	
Summary of significant accounting policies	3			
The accompanying notes are an integral part of these financial statements.				
This is the balance sheet referred to in our report of even date.				

For A.K. Bhaloria & Co.
Chartered Accountants
(Firm Registration No. - 329475E)

A.K. Bhaloria
Proprietor
Membership No. - 065860

Place - Kolkata
Date -


For Indian Cable Net Co Ltd
(092132WB1995PLC007575)

Suresh Kumar Agarwala
Whole Time Director
DIN-00550316

Laxman Singh
Company Secretary

Suresh Kumar Sethiya
Whole Time Director
DIN-00349098

Atul Kumar Singh
CFO



INDIAN CABLE NET COMPANY LIMITED			
Statement of Profit and Loss for the year ended Mar 31, 2021			₹ in Lakhs
	Notes	Mar 31, 2021	March 31, 2020
Revenue			
Revenue from Operations	31	40,906	42,780
Other Income	32	1,778	1,223
Total Revenue		42,684	44,003
Expenses			
Cost of Materials Consumed	33	53	34
Cost/Purchase of Goods Sold	34	948	1,100
Pay Channel and related costs	35	24,705	25,210
Employee Benefits Expense	36	1,959	1,847
Finance Costs	37	1,008	2,129
Depreciation and Amortisation Expenses	38	7,898	8,337
Other Expenses	39	5,111	5,241
Total Expenses		41,682	43,898
Profit/(Loss) before exceptional items		1,002	106
Exceptional Items (Refer Note no : 61)		-	1,963
Profit/(Loss) before tax		1,002	(1,857)
Tax Expenses		25	(1,047)
(a) Current Tax			
For Current Year		469	170
For Earlier Year		103	-
(b) Deferred Tax		(547)	(1,217)
Profit/(Loss) for the year		977	(810)
Other Comprehensive Income	40	18	(46)
Total Comprehensive Income for the year		995	(856)
Earning Per Share (₹)	41		
Basic		1.13	(0.94)
Diluted		1.13	(0.94)
Summary of significant accounting policies 3			
The accompanying notes are an integral part of these financial statements.			
This is the statement of profit and loss referred to in our report of even date			

For A.K. Bhalotia & Co.
Chartered Accountants
(Firm Registration No. - 329475E)

For Indian Cable Net Co Ltd
(092132WB1995PLC075754)

A.K. Bhalotia
Proprietor
Membership No.-065860

Surendra Kumar Agarwala
Whole Time Director
DIN-00569816

Suresh Kumar Sethiya
Whole Time Director
DIN-00349098

Place - Kolkata
Date -

Laxman Singh Kaira
Company Secretary

Atul Kumar Singh
C.F.O



INDIAN CABLE NET COMPANY LIMITED		
Cash Flow Statement for year ended 31 st March 2021		
PARTICULARS	₹ in Lakhs	
	31 st March 2021	31 st March 2020
A. Cash Flow from Operating Activities:		
Net Profit before tax	1,002	106
Adjustment for:-		
Depreciation	7,898	8,337
Loss on sale/disposal/decapitalisation of Fixed Assets	13	17
Loss/(Profit) on sale of Investments	-	(2,79)
Bad Debts written off (Net of Provisions) (FY Rs 79522/-)	1	6
Provision for Retirement Benefit and Compensated absence	33	22
Provision for STDs Churn	21	23
Liability no longer required written back (Net)	(767)	(209)
Unrealised loss (gain) on Investment	214	(70)
Provision for doubtful Debt & Advance	420	603
Unrealised Foreign Exchange Gain/(Loss)	7	(70)
Interest Paid & Borrowing cost	1,008	2,129
Interest on Fixed Deposit/TT Refund / Others	(510)	(111)
Operating profit before working capital changes	9,348	10,517
Change in working capital		
Increase/(Decrease) in Trade payables	(1,347)	2,261
Increase/(Decrease) in other current liabilities	317	382
Increase/(Decrease) in other non current liabilities	(508)	(140)
Increase/(Decrease) in other current financial liabilities	(1,300)	(2,389)
Increase/(Decrease) in other non current financial liabilities	(832)	68
Decrease/(Increase) in Trade receivable	2,837	2,070
Decrease/(Increase) in Inventories	(25)	24
Decrease/(Increase) in current advances	-	125
Decrease/(Increase) in Other Non Current Financial Assets	-	44
Decrease/(Increase) in Other Current Financial Assets	(297)	614
Decrease/(Increase) in other current assets	511	(143)
Decrease/(Increase) in other non-current assets	185	(405)
Cash Generation from Operating Activities before exceptional items	8,730	13,161
Exceptional Item	-	(1,963)
Cash Generation from Operating Activities after exceptional items	8,730	11,198
Income Tax Paid (including TDS)	(202)	(257)
Net Cash Generation from operating Activities	8,528	10,941
B. Cashflow From Investing Activities:		
Purchase of Property, Plant and Equipment/Intangible Assets/(CWIP)/Investment Property/Capital Advance	(2,022)	(598)
Realisation of Capital Advance given	-	5,377
Sale of Property, Plant and Equipment	1,130	36
Investment in Mutual Fund	-	(18,309)
Sale of Mutual Fund	-	18,560
Interest on Fixed Deposit/TT Refund / Others	510	111
Investment in FDN/term Deposits/Lease	(4,773)	2
Net Cash Generation from Investing Activities	(5,155)	6,137
C. Cashflow From Financing Activities:		
Interest Paid	(1,008)	(2,129)
Borrowings Taken / (Repayment)	(9,381)	(3,812)
Principal repayment of Lease Liabilities	(52)	(80)
Net Cash Generation from Financing Activities	(10,441)	(6,991)
Net Increase/(decrease) in Cash & Cash Equivalents (A+B+C)	(7,068)	10,137
Cash & Cash Equivalent at the beginning of the year	11,401	1,263
Cash & Cash Equivalent at the end of the year	4,333	11,401
Cash & Cash Equivalent include	As on 31 st Mar 2021	As on 31 st Mar 2020
Cash Balance	1,183	5,021
Bank Balance	360	3,725
Deposits - Free Maturity within 3 months	2,810	2,654
Cash & Cash Equivalent Reported	4,353	11,401

Note: Previous years' figures are regrouped wherever necessary.

Cash Flow Statement referred in our report of even date.

For A.K. Bhalain & Co.
Chartered Accountants
(Firm Registration No. - 329475E)

A.K. Bhalain
Proprietor
Membership No. - 065860

Place - Kolkata
Date -


For Indian Cable Net Co Ltd
(UB232WD1995PLC075754)

Sudendra Kumar Agarwala
Whole Time Director
DIN-60559816

Lakshmi Singh Kaur
Company Secretary

Suresh Kumar Sethiya
Whole Time Director
DIN-00340098

Arul Kumar Singh
D.F.O



Indian Cable Net Company Limited

Statement of Change in Equity for the year ended 31st March 2021

₹ in Lakhs

Particulars	Equity Share Capital	Other Equity				Total Other Equity	Total
		Securities Premium Reserve	Retained Earnings	Cash Flow Hedge Reserve	Remesaurment of Defined Benefit Plans (DCI)		
Balance at 1 April 2019	8,640	18,968	15,327	-	(4)	34,290	42,930
Profit for the year	-	-	(810)	-	-	(810)	(810)
Other Comprehensive Income	-	-	-	-	(46)	(46)	(46)
Total Comprehensive Income for the year	-	-	(810)	-	-	(810)	(810)
Balance at 31st March, 2020	8,640	18,968	14,516	-	(50)	33,434	42,074
Balance at 1 April 2020	8,640	18,968	14,516	-	(50)	33,434	42,074
Profit for the year	-	-	977	-	-	977	977
Other Comprehensive Income	-	-	-	-	18	18	18
Total Comprehensive Income for the year	-	-	977	-	-	977	977
Balance at 31st March 2021	8,640	18,968	15,493	-	(32)	34,429	43,069

Statement in change in Equity referred in our report of even date.

For A.K. Bhalotia & Co.
Chartered Accountants
(Firm Registration No. - 329475E)

A.K. Bhalotia
Proprietor
Membership No.-065860

Place - Kolkata
Date -

For Indian Cable Net Co Ltd
(U92132WB1995PLC025754)

Agarwala
Sudendra Kumar Agarwala
Whole Time Director
DIN-00569816

Serhiya
Suresh Kumar Serhiya
Whole Time Director
DIN-00349098

Lakshya
Laxman Singh Kafra
Company Secretary

Singh
Atul Kumar Singh
C.F.O



INDIAN CABLE NET COMPANY LIMITED

Notes to financial statements for the year ended 31st March 2021

1 Corporate Information

Indian Cable Net Co. Ltd. ('the company' or 'ICNCL') was incorporated on 6th December, 1995 and is engaged in the business of distribution of television channels through digital cable distribution network, and other related services.

ICNCL is a Subsidiary of Siti Networks Ltd with its registered office in Kolkata, West Bengal.

2 Basis of preparation

(a) Statement of Compliance

The financial statements have been prepared in accordance with the Indian Accounting Standards (Ind AS) as prescribed by Ministry of Corporate Affairs pursuant to Section 133 of the Companies Act, 2013 ('Act') read with relevant rules of the Companies (Accounts) Rules, 2014 read with companies (Indian Accounting Standard) Rules as amended from time to time.

(b) Basis of Measurement

The financial statements have been prepared on historical cost basis, except for following :

- a) Financial assets and liabilities (including derivative instruments) that is measured at Fair value/ Amortised cost;
- b) Non-current assets held for sale – measured at the lower of the carrying amounts and fair value less cost to sell;
- c) Defined benefit plans – plan assets measured at fair value;

(c) Functional and Presentation Currency

The Financial Statements have been presented in Indian Rupees (INR), which is also the Company's functional currency. All financial information presented in INR has been rounded off to the nearest lakhs as per the requirements of Schedule III, unless otherwise stated.

The accounting policies adopted in the preparation of financial statements are consistent with those of previous year, unless otherwise mentioned, and are explained below.

3 Summary of Significant Accounting Policies

(a) Use of estimates and Critical accounting judgements

The preparation of financial statements in conformity with Indian Accounting Standard (Ind AS) requires management to make estimates and assumptions that affect the reported amounts of assets and liabilities and the disclosure of contingent assets and liabilities on the date of the financial statements and reported amounts of Income and Expenses during the period. Actual results could differ from those estimates. Any revision to accounting estimates is recognized prospectively in current or future periods. The most significant techniques for estimation are described in the accounting policies below. Critical accounting judgments and the key sources of estimation or uncertainty in applying the Company's accounting policies arise in relation to the following and also in relation to other accounting policies as stated elsewhere:

(i) Property, Plant & Equipment

Land and buildings held for use in the production or supply of goods or services, or for administrative purposes, are stated in the balance sheet at cost/ deemed cost less accumulated depreciation and accumulated impairment losses. Leasehold Land is amortised over the period of useful life. Fixtures and equipment are stated at cost less accumulated depreciation and accumulated impairment losses.

(ii) Intangible Asset

Network Assets, Software and VC Cards are included in the Balance sheet as an intangible asset where they are clearly linked to long term economic benefits for the Company. In this case they are measured initially at purchase cost and then amortised on a straight-line basis over their estimated useful lives. Intangible assets acquired in a business combination (Goodwill) are reported at cost less accumulated impairment losses, if any.

(iii) Revenue Recognition



The Carriage, Marketing and Placement income is recognised in the Statement of Profit & Loss on the basis of contract with the customers. Since this is a continuous service, therefore in few cases the Income is recognised following the trend of past basis in the absence of agreement pending renewal.

(iv) Claims, Provisions and Contingent Liabilities

The Company has ongoing litigations with various regulatory authorities and third parties. Where an outflow of funds is believed to be probable and a reliable estimate of the outcome of the dispute can be made based on management's assessment of specific circumstances of each dispute and relevant external advice, management provides for its best estimate of the liability. Such accruals are by nature complex and can take number of years to resolve and can involve estimation uncertainty. Information about such litigations is provided in notes to the financial statements.

(v) Uncertainties relating to the global health pandemic from COVID-19 :

The Company has considered the possible effects that may result from the pandemic relating to COVID-19 on the carrying amounts of receivables, unbilled revenues and investment in subsidiaries. In developing the assumptions relating to the possible future uncertainties in the global economic conditions because of this pandemic, the Company, as at the date of approval of these financial statements has used internal and external sources of information including credit reports and related information, economic forecasts. The Company has performed sensitivity analysis on the assumptions used and based on current estimates expects the carrying amount of these assets will be recovered. The impact of COVID-19 on the Company's financial statements may differ from that estimated as at the date of approval of these financial statements.



INDIAN CABLE NET COMPANY LIMITED

Notes to financial statements for the year ended 31st March 2021

(b) Property, Plant and Equipment

(i) Recognition and Measurement

Property, Plant and Equipment is recognised at cost/determined cost less accumulated depreciation or impairment losses if any, incurred to bring the asset to the present condition and location. The cost of fixed assets comprises its purchase price net of any trade discounts and rebates, any import duties and other taxes (other than those subsequently recoverable from the tax authorities), any directly attributable expenditure on making the asset ready for its intended use and interest on borrowings attributable to acquisition of qualifying fixed assets up to the date the asset is ready for its intended use.

The cost of a self-constructed item of property, plant and equipment comprises the cost of materials, direct labour and any other costs directly attributable to bringing the item to its intended working condition and estimated costs of dismantling, removing and restoring the site on which it is located, wherever applicable.

If significant parts of an item of property, plant and equipment have different useful lives, then they are accounted for as separate items (major components) of property, plant and equipment.

The items of spare parts, stand-by equipments and servicing equipments that satisfy the definition and recognition criteria of Property, Plant and Equipment is classified under Capital work in progress. Capital Work in progress comprises of the cost of fixed assets that are not put to use at the reporting date.

Set top boxes are treated as part of Capital Work In Progress till at the end of the month of activation, after which the same are depreciated.

(ii) Depreciation on Tangible Assets

Depreciation on tangible assets is provided on straight line method over the useful lives of assets estimated by the Management. Depreciation for assets purchased / sold during the period is proportionately charged. Leasehold land is amortized over the effective period of lease. The details of estimated life for each category of asset are as follows:

<u>Asset</u>	<u>Estimated useful life based on SLM</u>
Buildings	60 years
Computers and Data Processing Equipment	3 years
Plant and Machinery	8 /15 years
Set Top Boxes	8 years
Furniture and Fixtures	10 years
Vehicles	8 years
Studio Equipments	13 years
Office Equipments	5 years
Softwares which are an integral part of Property, Plant and Equipment	6 years

(iii) Disposal of Assets

An item of property, plant and equipment is derecognized upon disposal or when no future economic benefits are expected to arise from the continued use of the asset. Any gain or loss arising on the disposal or retirement of an item of property, plant and equipment is determined as the difference between net disposal proceeds and the carrying amount of the asset and is recognized in the statement of profit and loss.

(iv) Reclassification to Investment Property

When the use of a property changes from owner-occupied to investment property, the property is reclassified as investment property at its carrying amount on the date of reclassification.

(c) Intangible Assets


Goodwill

Goodwill acquired on business combination is measured on initial recognition at cost. Following initial recognition, intangible assets are carried at cost less accumulated impairment losses, if any.

Other Intangible Assets acquired through purchase/on business combination are measured on initial recognition at cost. Following initial recognition, intangible assets are carried at cost less accumulated amortisation and accumulated impairment losses, if any.

The estimated useful lives are as follows:-

<u>Asset</u>	<u>Estimated useful life based on SLM</u>
Network Assets	10 years
Software and VC Cards	6 years



INDIAN CABLE NET COMPANY LIMITED

Notes to financial statements for the year ended 31st March 2021

(d) Investment Property

Investment property is property held either to earn rental income or for capital appreciation or for both, but not for sale in the ordinary course of business, use in the production or supply of goods or services or for administrative purposes. Upon initial recognition, an investment property is measured at cost. Subsequent to initial recognition, investment property is measured at cost less accumulated depreciation and accumulated impairment losses, if any.

The management believes a period of 60 years as representing the best estimate of the period over which investment properties (which are quite similar) are expected to be used. Accordingly, the Company depreciates investment properties over a period of 60 years on a straight-line basis.

Investment properties are derecognized either when they have been disposed of or when they are permanently withdrawn from the use and no future economic benefit is expected from their disposal. The net difference between the net disposal proceeds and the carrying amount of the asset is recognized in profit or loss in the period of derecognition.

Though the Company measures investment property using cost based measurement, the fair value of investment property is disclosed in the notes. Fair values are determined based on evaluation performed by an accredited external independent valuer. The company has obtained valuation report for the Fair Valuation of the same.

(e) Investment in subsidiaries, joint ventures and associates

Subsidiaries are entities over which the company has control. The company controls an entity when the company is exposed to, or has rights to, variable returns from its involvement with the entity and has the ability to affect those returns through its power to direct the relevant activities of the entity.

A joint venture is a type of joint arrangement whereby the parties that have joint control of the arrangement have rights to the net assets of the joint venture. Joint control is the contractually agreed sharing of control of an arrangement, which exists only when decisions about the relevant activities require unanimous consent of the parties sharing control.

An associate is an entity over which the company has significant influence. Significant influence is the power to participate in the financial and operating policy decision of the investee but has no control or joint control over those policies.

The Company's investments in its subsidiaries, joint ventures and associates are accounted at cost and reviewed for impairment at each reporting date.

(f) Investment in equity instruments

The company measures its equity investments other than in subsidiary, associates and joint ventures at fair value through Profit and Loss account.

(g) Non-current assets (or disposal groups) held for sale and discontinued operations

Non-current assets (or disposal groups) are classified as held for sale if their carrying amount will be recovered principally through a sale transaction rather than through continuing use and a sale is considered highly probable. They are measured at the lower of the carrying amount and the fair value less cost to sell.

An impairment loss is recognized for any initial or subsequent write-down of the asset (or disposal group) to fair value less costs to sell. A gain is recognized for any subsequent increases in fair value less costs to sell of an asset (or disposal group), but not in excess of any cumulative impairment loss previously recognized. A gain or loss not previously recognized by the date of the sale of the non-current asset (or disposal group) is recognized at the date of de-recognition.

Non-current assets (including those that are part of a disposal group) are not depreciated or amortized while they are classified as held for sale. Non-current assets (or disposal group) classified as held for sale are presented separately in the balance sheet. Any profit or loss arising from the sale or remeasurement of discontinued operations is presented as part of a single line item in statement of profit and loss.

(h) Impairment of Assets

(i) Financial Assets

For the purpose of computation of expected credit loss, the Company has analysed the trend of provisions for doubtful debts created in earlier years and has also considered the fact that the Company has revenue from DAS customers which has been booked as per prepaid model of billing. The expected credit loss has been computed on basis of recoverability (after analysing each head separately) for DAS customers. Further, the Company has analysed expected credit loss separately for carriage revenue customer (including Marketing & Placement Income customers) and other than carriage revenue customer primarily because the characteristics and historical losses trend was different in these two streams.

(ii) Non-Financial Assets

The Carrying amount of the fixed assets are reviewed at each balance sheet date in accordance with Indian Accounting Standard-36 on "Impairment of Assets" prescribed by the Companies (Indian Accounting Standards) rules as amended from time to time, to determine whether there is any indication of impairment. Impairment test is performed for an individual asset, unless asset does not generate cash flows that are largely independent. Otherwise the assets are tested for Cash Generating Units (CGUs). An Impairment loss is recognised in the Statement of Profit and Loss if the assets or CGU's carrying amount exceeds the greater of Fair value less cost or Value in use. Reversal of Impairment are recognised (except Goodwill) through Statement of Profit and Loss except those routed through reserves.



INDIAN CABLE NET COMPANY LIMITED

Notes to financial statements for the year ended 31st March 2021

(i) Leases

Where the Company is a lessor

Leases in which the company does not transfer substantially all the risks and benefits of ownership of the asset are classified as operating leases. Assets subject to operating leases are included in Property, Plant and Equipment. Lease income on an operating lease is recognized in the statement of profit and loss on monthly rental basis, wherever applicable over the lease term.

Where the Company is a lessee

The Company's lease asset classes primarily consist of leases for premises. The Company assesses whether a contract contains a lease, at inception of a contract. A contract is, or contains, a lease if the contract conveys the right to control the use of an identified asset for a period of time in exchange for consideration. To assess whether a contract conveys the right to control the use of an identified asset, the Company assesses whether: (1) the contract involves the use of an identified asset, (2) the Company has right to receive substantial economic benefits from use of the asset throughout the period of the lease and (3) the Company has the right to direct the use of the asset throughout the period of use. At the date of commencement of the lease, the Company recognizes a right-of-use asset ("ROU") and a corresponding lease liability for all lease arrangements in which it is a lessee, except for leases with a term of twelve months or less (short-term leases) and low value leases. For these short-term and low value leases, the Company recognizes the lease payments as an operating expense on a straight-line basis over the term of the lease. Certain lease arrangements include the options to extend or terminate the lease before the end of the lease term. ROU assets and lease liabilities include these options when it is reasonably certain that they will be exercised. ROU assets are initially recognized at cost, which comprises the initial amount of the lease liability adjusted for any lease payments made at or prior to the commencement date of the lease plus any initial direct costs less any lease incentives. They are subsequently measured at cost less accumulated depreciation and impairment losses. ROU assets are depreciated from the commencement date on a straight-line basis over the shorter of the lease term and useful life of the underlying asset. ROU assets are evaluated for recoverability whenever events or changes in circumstances indicate that their carrying amounts may not be recoverable. For the purpose of impairment testing, the recoverable amount (i.e. the higher of the fair value less cost to sell and the value-in-use) is determined on an individual asset basis unless the asset does not generate cash flows that are largely independent of those from other assets. In such cases, the recoverable amount is determined for the Cash Generating Unit (CGU) to which the asset belongs. The lease liability is initially measured at amortized cost at the present value of the future lease payments. The lease payments are discounted using the interest rate implicit in the lease or, if not readily determinable, using the incremental borrowing rates in the country of domicile of the leases. Lease liabilities are remeasured with a corresponding adjustment to the related right of use asset if the company changes its assessment of whether it will exercise an extension or a termination option. Lease liability and ROU asset have been separately presented in the Balance Sheet and lease payments have been classified as financing cash flows.

The discount rate is generally based on the incremental borrowing rate specific to the lease being evaluated or for a portfolio of leases with similar characteristics.

(j) Inventories

Inventories are valued as follows-

Stock in trade & Stores and spares are valued at cost on weighted average method or at net realisable value whichever is lower.

Net realisable value is the estimated selling price in the ordinary course of business, less estimated costs of completion and estimated costs necessary to make the sale.

(k) Revenue Recognition

Revenue is recognised on the basis of approved contracts regarding the transfer of goods or services to a customer for an amount that reflects the consideration to which the entity expects to be entitled in exchange for those goods or services. Revenue is measured at the fair value of consideration received or receivable taking into account the amount of discounts, rebates, outgoing taxes on sales of goods or services.

(l) Subscription Income from Cable Service

Subscription income includes subscription from subscribers/ Cable Operators relating to cable TV. Revenue from Operations is recognised on accrual basis based on underlying subscription plan or agreements with the concerned subscribers/ Cable Operators.

(m) Income From Activation Of Services

The Company has adopted Ind AS 115 (revised) and accordingly these financial statements are prepared in accordance with recognition and measurement principals laid down in Ind AS 115 "Revenue from Contracts with Customers". In pursuance of the same, Income from activation of digital cable services is recognised as revenue over the initial contract period.

(n) Carriage, Marketing & Placement Income

Carriage, Marketing and Placement Income is recognised on accrual basis over the terms of related agreements/ negotiations provided that there is no significant uncertainty regarding the realisable amount of consideration.



INDIAN CABLE NET COMPANY LIMITED

Notes to financial statements for the year ended 31st March 2021

(iv) Other Services

- i) Income from insertion of advertisements is recognized on accrual basis from the date(s) of insertion of advertisements based on the terms specified in the release orders.
- ii) Income from rendering technical services is recognized on accrual basis
- iii) Income from fiber leasing is recognized on accrual basis as per terms of the respective contracts.

(v) Lease Income

Lease income from supply of set top boxes is recognised on accrual basis as per terms of agreement of lease.
Rental income from Investment Property is recognised as per the respective lease agreements.

(vi) Sales of goods

Revenue from sale of goods is recognized when no significant uncertainties exist regarding the amount of consideration that will be derived and risks and rewards of ownership of the goods have been passed to the buyer, usually on delivery of the goods. The company collects Goods and Service Tax (GST) on behalf of the government and, therefore, these are not economic benefits flowing to the company. Hence, they are excluded from revenue. Revenue from High sea Sales are being recognised on transfer of title of goods to the customers.

(7) Borrowing Costs

Borrowing Costs are the interest or the other cost which the entity incurs in connection with the borrowing of the funds. These include interest expense calculated using the Effective interest method as per Ind AS 109. Borrowing cost which are directly attributable to the acquisition, construction or production of a "Qualifying Asset" are included in the cost of the asset when it is probable that they will result in the future economic benefit to the entity and its cost can be measured reliably.

(8) Foreign Currency Transaction

Transaction in foreign currency is recorded at the rate of exchange prevailing on the transaction date (s). Transaction remaining unsettled, is translated at the rate prevailing at the end of the financial year. The exchange rate difference arising therefrom are adjusted in the Statement of Profit & Loss.

(9) Cash Flow Hedge

A Cash Flow Hedge is used when an entity is looking to eliminate or reduce the exposure that arises from changes in the cash flows of a financial asset or liability (or other eligible exposure) due to changes in a particular risk. The accounting of derivative instruments is made on commitment date rather than on settlement date. The Cash flow hedge is marked to market on the reporting date and the Cash flow hedge reserve is shown under Other Equity. The effective portion of Cash flow hedge is transferred to Other Comprehensive Income and the ineffective portion is transferred to Statement of Profit and Loss.

(10) Financial Instruments

A financial instrument is any contract that gives rise to a financial asset of one entity and a financial liability or equity instrument of another entity.

(i) Recognition and Initial measurement

Financial assets and financial liabilities are recognised when the company becomes a party to the contractual provisions of the instrument. Financial assets and liabilities are initially measured at fair value. The transaction costs that are directly attributable to the acquisition or issue of financial assets and financial liabilities (other than financial assets and financial liabilities at fair value through Profit or Loss) are added to or deducted from the fair value measured on initial recognition of financial asset or financial liability. The transaction costs directly attributable to the acquisition of financial assets and financial liabilities at fair value through Profit and Loss are immediately recognised in the Statement of Profit and Loss.

Effective interest method

The effective interest method is a method of calculating the amortised cost of a financial instrument and of allocating interest income or expense over the relevant period. The effective interest rate is the rate that exactly discounts future cash receipts or payments through the expected life of the financial instrument, or where appropriate, a shorter period.

Compound Financial Instruments

Separation of instrument into its liability and Equity component is made at the time of initial recognition. The fair value of liability component establishes its initial carrying amount which is then deducted from the fair value of the instrument as a whole to arrive at the residual amount being recognised as the equity component. The fair value of the liability component at the initial recognition is the Present value of the contractual stream of future cash flow discounted at the market rate of Interest that would have been applied to the instrument of comparable credit quality with substantially the same cash flow.



INDIAN CABLE NET COMPANY LIMITED

Notes to financial statements for the year ended 31st March 2021

(ii) Classification and subsequent measurement

Financial Assets

Financial assets carried at amortised cost

A financial asset is subsequently measured at amortised cost if it is held within a business model whose objective is to hold the asset in order to collect contractual cash flows and the contractual terms of the financial asset give rise on specified dates to cash flows that are solely payments of principal and interest on the principal amount outstanding.

Financial assets at fair value through other comprehensive income

A financial asset is subsequently measured at fair value through other comprehensive income if it is held within a business model whose objective is achieved by both collecting contractual cash flows and selling financial assets and the contractual terms of the financial asset give rise on specified dates to cash flows that are solely payments of principal and interest on the principal amount outstanding.

Financial assets at fair value through profit or loss

A financial asset which is not classified in any of the above categories are subsequently fair valued through profit or loss.

Financial liabilities

Financial liabilities are subsequently carried at amortised cost using the effective interest method. For trade and other payables maturing within one year from the balance sheet date, the carrying amounts approximate fair value due to the short maturity of these instruments.

(iii) Derecognition of Financial Liabilities

The Company derecognises financial liabilities when, and only when, the Company's obligations are discharged, cancelled or they expire.

(iv) Offsetting financial instruments

Financial assets and liabilities are offset and the net amount reported in the balance sheet when there is a legally enforceable right to offset the recognized amounts and there is an intention to settle on a net basis or realize the asset and settle the liability simultaneously. The legally enforceable right must not be contingent on future events and must be enforceable in the normal course of business and in the event of default, insolvency or bankruptcy of the counterparty.

(v) Retirement benefit costs

Payments to defined contribution plans are charged as an expense as they fall due. Payments made to state managed retirement benefit schemes are dealt with as payments to defined contribution schemes where the Company's obligations under the schemes are equivalent to those arising in a defined contribution retirement benefit scheme. For defined benefit retirement schemes, the cost of providing benefits is determined using the Projected Unit Credit Method, with actuarial valuation being carried out at each balance sheet date. Re-measurement gains and losses of the net defined benefit liability/ (asset) are recognised immediately in other comprehensive income. The service cost, net interest on the net defined benefit liability/ (asset) is treated as a net expense within employment costs.

Past service cost is recognised as an expense when the plan amendment or curtailment occurs or when any related restructuring costs or termination benefits are recognised, whichever is earlier.

The retirement benefit obligation recognised in the balance sheet represents the present value of the defined-benefit obligation as reduced by the fair value plan assets.

(vi) Taxation

Tax expense for the year comprises current and deferred tax.

The tax currently payable is based on taxable profit for the reporting period. Taxable profit differs from net profit as reported in the Statement of Profit and Loss because it excludes items of income or expense that are taxable or deductible in other years and it further excludes items that are never taxable or deductible. The Company's liability for current tax is calculated using tax rates and tax laws that have been enacted.

Deferred tax is the tax expected to be payable or recoverable on differences between the carrying amounts of assets and liabilities in the financial statements and the corresponding tax bases used in the computation of taxable profit, and is accounted for using the balance sheet liability method. Deferred tax liabilities are generally recognised for all taxable temporary differences. In contrast, deferred tax assets are only recognised to the extent that it is probable that future taxable profits will be available against which the temporary differences can be utilised.



INDIAN CABLE NET COMPANY LIMITED

Notes to financial statements for the year ended 31st March 2021

Deferred tax is calculated at the tax rates that are expected to apply in the period when the liability is settled or the asset is realized based on the tax rates and tax laws that have been enacted or substantially enacted by the end of the reporting period.

(r) Cash and cash equivalents

Cash and cash equivalents include cash in hand, e-wallet balance, deposits held at call with banks and other short term deposits including the Bank Overdraft.

(s) Provisions and Contingent Liabilities

(i) General

Provisions are recognised in the balance sheet when the Company has a present obligation (legal or constructive) as a result of a past event, which is expected to result in an outflow of resources embodying economic benefits which can be reliably estimated. Each provision is based on the best estimate of the expenditure required to settle the present obligation at the balance sheet date. When appropriate, provisions are measured on a discounted basis.

Constructive obligation is an obligation that derives from an entity's actions where:

- (a) by an established pattern of past practice, published policies or a sufficiently specific current statement, the entity has indicated to other parties that it will accept certain responsibilities; and
- (b) as a result, the entity has created a valid expectation on the part of those other parties that it will discharge those responsibilities.

When some or all of the economic benefits required to settle a provision are expected to be recovered from a third party, a receivable is recognised as an asset if it is virtually certain that reimbursement will be received and the amount of the receivable can be measured reliably.

(ii) Contingent Liabilities

A disclosure for contingent liabilities is made where there is a possible obligation or a present obligation that may probably not require an outflow of resources. When there is a possible or a present obligation where the likelihood of outflow of resources is remote, no provision or disclosure is made.

(t) Earnings Per Share

Basic earnings per share is computed by dividing profit or loss attributable to equity shareholders by the weighted average number of equity shares outstanding during the period. The Company did not have any potentially dilutive securities in any of the periods presented.

(u) Segment Reporting

The company is a Multi System Operator providing Cable Television Network Services and Other Related services which is considered as the only reportable segment. The company's operations are based in India.



INDIAN CABLE NET COMPANY LIMITED
Notes to financial statements for the year ended 31st March 2021

Note 4 : PROPERTY, PLANT & EQUIPMENT & CAPITAL WORK IN PROGRESS

Particulars	Lease Hold Land	Building	Plant and equipment	Computers	Office equipment	Furniture and fixtures	Vehicles	Set top boxes (Under Lease)	Right of Use Assets	Total
Year ended 31 March 2020										
Gross Carrying Amount as on 01 April 2019	4,697	3,537	12,990	505	189	1,375	177	1,423	-	62,283
Additions	-	-	535	16	81	301	19	1,848	172	2,972
Disposals	-	(132)	-	-	-	-	(6)	(1,019)	-	(1,025)
Transfer to investment property	-	-	-	-	-	-	-	-	-	(132)
Closing Gross Carrying Amount	4,697	3,405	13,525	521	270	1,676	190	1,433	172	64,099
Opening Accumulated Depreciation	273	82	5,550	441	122	236	59	1,076	-	23,558
Depreciation charge during the year	68	57	1,130	34	27	145	22	175	59	6,290
Disposals	-	-	-	-	-	-	(3)	(969)	-	(972)
Transfer to investment property	-	(3)	-	-	-	-	-	-	-	(3)
Closing Accumulated Depreciation	341	135	6,680	475	148	381	78	1,251	59	28,872
Net Carrying Amount as on 31 March 2020	4,356	3,270	6,845	47	121	1,295	112	173	113	35,227
Year ended 31 March 2021										
Opening Gross Carrying Amount as on 01 April 2020	4,697	3,405	13,525	521	270	1,676	190	1,423	172	64,099
Additions	-	-	177	13	15	0	19	891	8	1,123
Disposals	-	-	(1,698)	(181)	(2)	-	(4)	(162)	-	(2,047)
Closing Gross Carrying Amount	4,697	3,405	12,004	353	283	1,676	205	1,433	180	63,175
Opening Accumulated Depreciation	341	135	6,680	475	148	381	78	1,251	59	28,872
Depreciation charge during the year	68	54	1,010	16	34	160	23	160	59	5,926
Disposals	-	-	(733)	(173)	(9)	-	(2)	(146)	-	(1,055)
Closing Accumulated Depreciation and Impairment	409	190	6,957	317	182	541	99	1,412	118	33,743
Net Carrying Amount as on 31 March 2021	4,288	3,216	5,047	35	102	1,135	106	11	62	29,432

Note (a) : CWIP Rs 2594 (P Y Rs 1690 lakhs) lakhs, consists - Set Top Boxes Rs 2018 (P Y Rs 1155 lakhs) lakhs, OTT Software Development - Rs 123 (P Y Rs 37 lakhs) lakhs, Building (Development) - Rs 9 (P Y Rs 9 lakhs) lakhs, Headend Rs Nil (P Y Rs Nil lakhs) and Networking material Rs 444 (P Y Rs 459 lakhs) lakhs

Note (b) : Refer note no.63 for information on property, plant and equipment pledged as securities by the Company.



(Handwritten signature)

INDIAN CABLE NET COMPANY LIMITED
Notes to financial statements for the year ended 31st March 2021

Note 5 : INVESTMENT PROPERTY

₹ in Lakhs

PARTICULARS	BUILDING
Year ended 31 March 2020	
Gross Carrying Amount as on 01 April 2019	6,745
Additions	-
Transfer from Property, plant & equipment	132
Closing Gross Carrying Amount	6,877
Opening Accumulated Depreciation	160
Depreciation for the year	107
Transfer from Property, plant & equipment	3
Closing Accumulated Depreciation	270
Closing Net Carrying Amount as on 31 March 2020	6,607
Year ended 31 March 2021	
Gross Carrying Amount as on 01 April 2020	6,877
Additions	-
Transfer from Property, plant & equipment	-
Closing Gross Carrying Amount	6,877
Opening Accumulated Depreciation	270
Depreciation charge for the year	109
Transfer from Property, plant & equipment	-
Closing Accumulated Depreciation	379
Closing Net Carrying Amount as on 31 March 2021	6,498

Notes:

1. Information regarding income and expenditure of Investment Property

Particulars	For the year ended	For the year ended
	31-Mar-21	31-Mar-20
Rental income derived from investment properties	480	517
Direct operating expenses that Generated rental income	-	-
Direct operating expenses that did not Generated rental income	-	-

2. The management has determined that the investment property consists of Building - based on the nature, characteristics and risks of each property. The Company's investment property consist of a portion of its building situated at Kolkata on the basis of present / intended use.

3. Refer note no.63 for information on investment property pledged as securities by the Company.

4. The Fair value of Investment Property as on 31 March 2021 was ₹ 16045 (P Y ₹15963 lakhs) lakhs as assessed by independent valuer.

(Handwritten signatures)



INDIAN CABLE NET COMPANY LIMITED
Notes to financial statements for the year ended 31st March 2021



PARTICULARS	GOODWILL	OTHER INTANGIBLE ASSETS			TOTAL OTHER INTANGIBLE ASSETS
		DISTRIBUTION NETWORK ASSETS	VC CARDS	SOFTWARE	
Year ended 31 March 2020					
Gross Carrying Amount as on 01 April 2019	4,213	15,371	2,973	823	19,167
Additions	-	-	5	-	5
Disposals	-	-	(7)	-	(7)
Closing Gross Carrying Amount	4,213	15,371	2,971	823	19,165
Opening Accumulated Depreciation Amortisation for the year	2,107	7,685	2,092	459	10,176
Disposals	-	1,537	288	115	1,940
Closing Accumulated Amortisation	2,107	9,222	2,314	574	12,111
Closing Net Carrying Amount as on 31 March 2020	2,107	6,148	657	249	7,054
Year ended 31 March 2021					
Gross Carrying Amount as on 01 April 2020	4,213	15,371	2,971	823	19,165
Additions	-	-	6	67	73
Disposals	-	-	(15)	(644)	(659)
Closing Gross Carrying Amount	4,213	15,371	2,963	246	18,579
Opening Accumulated Amortisation	2,107	9,222	2,314	574	12,111
Additions	-	-	-	-	-
Amortisation charge for the year	-	1,537	256	71	1,864
Disposals	-	-	(14)	(475)	(489)
Closing Accumulated Amortisation	2,107	10,760	2,556	170	15,486
Closing Net Carrying Amount as on 31 March 2021	2,107	4,611	486	75	5,093

Handwritten signature and initials.

INDIAN CABLE NET COMPANY LIMITED

Notes to financial statements for the year ended 31st March 2021

	₹ in Lakhs	
	Mar 31, 2021	March 31, 2020
7 Non-current investments (Trade, unquoted)		
Long term investments		
Investment in equity instruments-subidiaries (Valued at cost unless stated otherwise)		
4523016 Nos (PY 4523016 Nos) of Equity Share of Siti Maurya Cable net Pvt Ltd (FV ₹ 10/-)	803	803
10000 Nos (PY 10000 Nos) of Equity Share of Indinet Service Pvt Ltd (FV ₹ 10/-)	1	1
Investment in equity instruments-others (Valued at FVTPL)		
125000 Nos (PY 125000 Nos) of Equity Share of Axom Communications & Cable Pvt Ltd (FV ₹ 10/-)	844	1,058
Aggregate amount of unquoted investments	<u>1,648</u>	<u>1,862</u>
8 Loans		
Security deposits - Unsecured, considered good	80	116
Loan to Fellow Subsidiary- Unsecured, considered good	4,812	-
	<u>4,892</u>	<u>116</u>
9 Other Non Current Financial Assets		
Margin money deposit (pledged) with statutory authorities	148	154
	<u>148</u>	<u>154</u>
10 Others- Non Current Assets		
Pre- Paid Expenses	52	43
Capital Advances	243	196
Balances with Statutory Authority	407	405
	<u>702</u>	<u>644</u>
11 Inventories		
Stores and spares	102	77
	<u>102</u>	<u>77</u>
12 Trade receivables		
Unsecured, considered good (Includes Rs 864 lakhs (P Y Rs 1685 lakhs)receivable from entities in which director is partner , member or director)	3,869	7,177
Unsecured, considered doubtful ((Includes Rs 66 lakhs (P Y Rs 66 lakhs) receivable from entities in which director is partner , member or director)	2,264	3,764
	<u>6,133</u>	<u>10,941</u>
Less: Provision for Expected Credit Loss	2,264	3,764
	<u>3,869</u>	<u>7,177</u>
13 Cash and bank balances		
Cash and cash equivalents		
Cash in hand (Includes Cheque In Hand Rs 1088 Lakh (CY) Rs 4905 Lakh (PY) and wallet balance/POS Balance Rs 83 Lakh (CY) Rs 94 Lakh (PY))	1,183	5,021
Balances with banks		
In current accounts	360	3,725
In deposit account (with maturity upto three months)	2,810	2,654
	<u>4,353</u>	<u>11,401</u>





INDIAN CABLE NET COMPANY LIMITED

Notes to financial statements for the year ended 31st March 2021

₹ in Lakhs

	Mar 31, 2021	March 31, 2020
14 Other Bank Balances		
In deposit account (with maturity upto twelve months)*	3	0
	<u>3</u>	<u>0</u>
*Pledged with bank against borrowings	-	-
15 Loans		
Advances recoverable in cash or kind		
Doubtful		
Considered Doubtful	-	2
Less: Provision for doubtful advances	-	(2)
	<u>-</u>	<u>-</u>
16 Other Current Financial Assets		
Interest accrued but not due (PY Rs 9563)	402	0
Unbilled revenue	306	410
	<u>708</u>	<u>410</u>
17 Current Tax Assets (net)		
Current tax liabilities		
Provision for tax	1,286	1,468
Current tax assets		
Advance tax	2,427	2,438
	<u>1,141</u>	<u>970</u>
18 Other current assets		
Advance to Vendors	291	226
Advance to Related Parties	73	90
Balances with statutory authorities	89	626
Prepaid Expenses	102	123
	<u>554</u>	<u>1,065</u>
19 Share capital		
Authorised share capital		
87,857,300 Equity Shares of ₹ 10/- each	8,786	8,786
30540 Preference Shares of ₹ 100/- each	31	31
Total authorised capital	<u>8,816</u>	<u>8,816</u>
Issued share capital		
8,64,01,070 Equity Shares of ₹ 10/- each	8,640	8,640
(Out of above 313,10,000 Nos of equity shares of ₹ 10/- each allotted for consideration other than cash in pursuant to the scheme of amalgamation)		
Total issued capital	<u>8,640</u>	<u>8,640</u>
Subscribed and fully paid up capital		
8,64,01,070 Equity Shares of ₹ 10/- each	8,640	8,640
Total paid up capital	<u>8,640</u>	<u>8,640</u>



INDIAN CABLE NET COMPANY LIMITED

Notes to financial statements for the year ended 31st March 2021

Reconciliation of the number of shares outstanding and the amount of share capital as at Mar 31, 2021 and March 31, 2020 are set out below

(i) Equity Shares

	31-Mar-21		31-Mar-20	
	Nos	₹ in Lakhs	Nos	₹ in Lakhs
At the beginning of the period	8,64,01,070	8,640	8,64,01,070	8,640
Outstanding at the end of the year	8,64,01,070	8,640	8,64,01,070	8,640

Terms & rights attached to equity shares

The company has only one class of equity shares having par value of Rs. 10 per share. Each holder of equity shares is entitled to one vote per share.

In the event of liquidation of the company, the holders of equity shares will be entitled to receive remaining assets of the company, after distribution of all preferential amounts. The distribution will be in proportion to the number of equity shares held by the shareholders.

Out of Equity shares issued by the Company, shares held by its holding company, ultimate holding company and their subsidiaries/ associates are as below:

Particulars	31-Mar-21		31-Mar-20	
	Nos	₹ in Lakhs	Nos	₹ in Lakhs
Equity Shares				
Holding Company -Siti Network Limited	5,18,31,000	5,183	5,18,31,000	5,183
Subsidiary of Holding Company- Central Bombay Cable Network Limited	30,000	3	30,000	3

Details of share holder holding more than 5% share as at March 31, 2021 and March 31, 2020

Name of Shareholder	Equity Shares			
	As at 31 st March 2021		As at 31 st March 2020	
	No. of Shares	% of Holding	No. of Shares	% of Holding
Siti Network Limited, Holding Company	5,18,31,000	59.99	5,18,31,000	59.99
Anurag Chirumar	52,36,357	6.06	52,36,357	6.06
Sunil Nihalani	54,54,347	6.31	54,54,347	6.31
Suresh Sethiya	54,51,007	6.31	54,51,007	6.31
Tinkari Dutta	52,44,586	6.07	52,44,586	6.07
Zafar Iqbal	52,25,596	6.05	52,25,596	6.05
Surendra Kumar Agarwal	52,19,377	6.04	52,19,377	6.04

₹ in Lakhs

Mar 31, 2021 March 31, 2020

20 Other Equity

Securities premium account

Balance at the beginning of the year

18,968 18,968

Balance at the end of the year

18,968 18,968

Surplus / Deficit in the Statement of profit and loss

Balance at the beginning of the year

14,466 15,322

Add: Profit(Loss) for the year

977 (810)

Other Comprehensive Income

18 (46)

Balance at the end of the year

15,461 14,466

34,429 33,434



INDIAN CABLE NET COMPANY LIMITED**Notes to financial statements for the year ended 31st March 2021****21 Non Current Financial Liabilities****Borrowings****(a) Term loans from banks (Secured)****Term loans**

Term loan from Axis Bank carrying interest @ one year MCLR + 1.60 % p.a. repayable in 4 half yearly installments, secured by the first and exclusive # equitable mortgage of land and building at Plot No.- XI/4, Block- EP & GP, Sector-V, Salt Lake, Kolkata-700091, exclusive security interest in the movable asset and entire current assets including receivables, both present and future and pledge of 29.99% shares of the company held by Siti Networks Ltd (Holding Company)

Term loans

Term loan from Axis Bank carrying interest @ one year MCLR + 0.90 % p.a. repayable in one quarterly installments, secured by the first and exclusive # equitable mortgage of land and building at Plot No.- XI/4, Block- EP & GP, Sector-V, Salt Lake, Kolkata-700091, exclusive security interest in the movable asset and entire current assets including receivables, both present and future.

₹ in Lakhs

Mar 31, 2021 Mar 31, 2020

3,500 14,500

3,500 14,584

22 Other Non-Current financial liabilities

Lease liabilities in respect of right of use assets

Security Deposit

Interest free deposits from customers

24 50

344 260

242 1,132

610 1,442

23 Non Current Provisions**Provision for employee benefits**

Provision for gratuity

Provision for compensated absences

Others- Provision for Churn STB's (Refer Note:61)

112 115

126 126

175 154

412 395

24 Deferred tax asset/(liabilities) (net)**Deferred tax liability**

Fixed assets: Impact of difference between tax depreciation and depreciation/ amortization charged for the financial reporting

762 1,633

Other timing differences

118 172

Gross deferred tax liability

880 1,805

Deferred tax asset

Impact of expenditure charged to the statement of profit and loss in the current year but allowed for tax purposes on payment basis

67 65

Provision for doubtful debts and advances

570 948

Impact of Lease liability against ROU Assets (Rs 11882/-)


(0) 2

Gross deferred tax asset

637 1,015

Net deferred tax asset/ (liabilities)

(243) (790)


INDIAN CABLE NET COMPANY LIMITED

Notes to financial statements for the year ended 31st March 2021

₹ in Lakhs

Mar 31, 2021	Mar 31, 2020
--------------	--------------

25 Other Non-Current Liabilities
 Deferred Income

179	146
179	140

26 Current Financial Liabilities
Borrowings

Cash Credit from Axis Bank

1,703

(Secured by first charge on entire current assets of the company, both present and future and also secured by the first and exclusive equitable mortgage land and building at Plot No.- XI/4, Block- EP & GP, Sector-V, Salt Lake, Kolkata-700091, pledge of fixed deposit, held in the name of the company and personal guarantee of the directors)

1,703	-
-------	---

27 Trade payables

- Total outstanding dues of creditors for micro enterprises and small enterprises (Refer Note No : 46)
- Total outstanding dues of creditors- others

10	93
7,300	9,325
7,310	9,418

28 Other Current financial liabilities

Lease liabilities in respect of right of use assets

46

72

Creditors for capital goods

1,391

1,070

Payable for Contractual Liabilities

25

70

Current maturities of long-term borrowings

3,084

4,200

Interest accrued but not due on borrowings

-

165

4,547	5,578
-------	-------

29 Other Current Liabilities

Unearned Income

1,264

1,218

Advances from customers

500

256

Other Advances

0

0

Payable for statutory liabilities

477

651

2,241	2,124
-------	-------

30 Current Provisions

Provision for employee benefits

17

11

Provision for gratuity

12

6

Provision for compensated absences

29



17



INDIAN CABLE NET COMPANY LIMITED

Notes to financial statements for the year ended 31st March 2021

	₹ in Lakhs	
	March 31, 2021	March 31, 2020
31 Revenue from operations		
Sale of services		
Subscription income	27,958	29,099
Advertisement income	4,503	3,585
Carriage income & Marketing income	4,108	5,384
Activation and Set top boxes pairing charges	84	226
Other operating revenue		
Sale of traded goods*	1,081	1,214
Lease rental charges	428	530
Other networking and management income	1,819	1,872
Rent Income	480	517
Other Operating Income	445	362
	<u>40,905</u>	<u>42,780</u>
* Details of sale of traded goods		
Set top box and viewing cards	974	1,179
Stores and spares	107	35
	<u>1,081</u>	<u>1,214</u>
32 Other income		
Interest income on		
Bank deposits	72	15
Others	437	96
Bad Debt Recovered	5	-
Liabilities written back	767	209
Profit on sale of Investment	-	259
Net gain in Fair value of investments through P&L	-	70
Other non-operating income	497	574
	<u>1,778</u>	<u>1,233</u>
33 Cost of materials consumed-stores and spares		
Opening stock	77	102
Add : Purchases during the year	79	8
	<u>156</u>	<u>111</u>
Less: Transferred to CWIP	1	-
	<u>155</u>	<u>111</u>
Less : Closing stock	102	77
	<u>53</u>	<u>34</u>
34 Cost/Purchase of Goods Sold		
Set top boxes and VC Cards	948	1,100
	<u>948</u>	<u>1,100</u>
35 Pay channel and related costs		
Management Charges	-	1,500
Pay channel Expenses	19,112	18,137
Building Maintenance Expenses	50	23
Lease Rental & Right to Usage Charge	689	692
Bandwidth Cost	619	679
Program Production Expenses	193	211
Other Operational Expenses	1,825	1,460
Commission Charges and Incentives	2,218	2,509
	<u>24,705</u>	<u>25,210</u>



INDIAN CABLE NET COMPANY LIMITED

Notes to financial statements for the year ended 31st March 2021

	₹ in Lakhs	
	March 31, 2021	March 31, 2020
36 Employee benefits expense		
Salaries, allowances and bonus	1,682	1,579
Contributions to provident and other funds	97	95
Gratuity Fund Contribution	46	41
Staff welfare expenses	134	131
	<u>1,959</u>	<u>1,847</u>
37 Finance costs		
Interest on Financial Liabilities at Amortised Cost	989	2,086
Interest expense on lease liability	11	16
Exchange fluctuation loss	(0)	0
Bank charges	8	7
Other Borrowing Cost	-	20
	<u>1,008</u>	<u>2,129</u>
38 Depreciation and amortisation expenses		
Depreciation on Right of use assets	59	59
Depreciation of tangible assets	5,975	6,338
Amortisation of Intangible assets	1,864	1,940
	<u>7,898</u>	<u>8,337</u>
39 Other expenses		
Rent	127	120
Rates and taxes	182	225
Communication expenses	65	66
Repairs and maintenance		
- Network	438	296
- Building	12	14
- Others	250	277
Electricity and water charges	543	546
Legal, professional and consultancy charges	695	536
Printing and stationery	6	15
Service charges	1,415	1,484
Travelling and conveyance expenses	194	283
Auditors' remuneration (Refer Note: 55)	12	10
Vehicle expenses	242	221
Insurance expenses	15	13
Loss on Investments on FVTPL	214	-
Corporate Social Responsibility Expenditure	27	53
Loss on Sale / Discard / Write off of Assets(net)	13	17
Provision for Churn STB's	21	23
Provision for Expected Credit Loss	420	603
Provision for doubtful advances Rs 17,700 (PY Rs 25,305)	0	0
Rebate and Discount	1	10
Advertisement and publicity expenses	54	86
Bad debts	1,921	
Less: Debts w.off from earlier provisions	<u>(1,920)</u>	
Business and sales promotion	40	154
Exchange fluctuation loss	42	137
Miscellaneous expenses	84	50
	<u>5,111</u>	<u>5,241</u>

(Handwritten signatures)



INDIAN CABLE NET COMPANY LIMITED

Notes to financial statements for the year ended 31st March 2021

Note No: 40

₹ in Lakhs

OTHER COMPREHENSIVE INCOME	Year Ended 31 March 2021	Year Ended 31 March 2020
A (i) Items that will not be reclassified to Profit or Loss		
Remeasurements of the net defined benefit plans as under	25	(61)
Remeasurement of employee benefit obligations		
(ii) Income Tax relating to items that will not be reclassified to (profit) or loss	(6)	15
B (i) Items that will be reclassified to profit or loss	-	-
(ii) Income Tax relating to items that will be reclassified to profit or loss	-	-
	18	(46)

Note No: 41

₹ in Lakhs

Earnings per share	Year Ended 31 March 2021	Year Ended 31 March 2020
Profit attributable to equity shareholders	977	(810)
Number of weighted average equity shares		
Basic	8,64,01,070	8,64,01,070
Diluted	8,64,01,070	8,64,01,070
Nominal value of per equity share (₹)	10	10
Earning Per Share (₹)		
Basic	1.13	(0.94)
Diluted	1.13	(0.94)

[Handwritten signatures]



INDIAN CABLE NET COMPANY LIMITED

Notes to financial statements for the year ended 31st March 2021

Note :42 Tax Expense

The major components of Income Tax for the year are as under:

₹ in Lakhs

	Mar-21	Mar-20
Income tax related to items recognised directly in the statement of profit and loss		
(i) Current tax - current year	469	170
- earlier years	103	-
(ii) Deferred tax charge / (benefit)	(547)	(1217)
Income tax expense reported in Profit or Loss [(i)+(ii)]	25	(1,047)
Other Comprehensive Income (OCI) Section		
(i) Items that will not be reclassified to Profit or Loss		
Current Tax (income) / expense on remeasurement of defined benefit plans	6	(15)
	6	(15)
Effective tax rate	2.52%	56.37%

A reconciliation of the income tax expense applicable to the profit before income tax at statutory rate to the income tax expense at the Company's effective income tax rate for the year ended 31 March, 2021 and 31 March, 2020 is as follows:

	Mar-21	Mar-20
Profit/(loss) before tax	1,002	(1,857)
Effective Tax Rate	25.17%	25.17%
Statutory income tax on profit	252	(467)
Tax effect on non-deductible expenses	2,179	2,794
Additional allowances for tax purposes	(1,963)	(2,157)
Others / Deferred Tax effect	(547)	(1,217)
Tax effect for earlier years	103	-
Tax expense recognised in the statement of profit and loss	25	(1,047)

The applicable statutory Income Tax rate is 25.17% for the FY 2020-21 (25.17% for FY 2019-20).

Deferred tax assets and liabilities are offset where the Company has a legally enforceable right to do so. For analysis of the deferred tax balances (after offset) for financial reporting purposes refer note no-24.

The Company does not have any temporary differences in respect of unutilised tax losses.

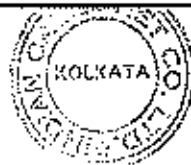
Deferred tax recognised in statement of profit and loss

For the year ended	Mar-21	Mar-20
Employee retirement benefits obligation	(2)	4
Allowances for credit losses	378	75
Depreciation and amortisation	(871)	(1136)
Other disallowances	(52)	(160)
Total	(547)	(1217)

Reconciliation of deferred tax assets / (liabilities) net:

	Mar-21	Mar-20
Opening balance	(790)	(2007)
Mat Credit (adjusted) / entitlement	-	-
Deferred tax (charge)/credit recognised in		
-Other Equity (Retained Earnings)	-	-
-Statement of profit and loss	547	1217
-Other comprehensive income		
Total	(243)	(790)

(Handwritten signatures)



INDIAN CABLE NET COMPANY LIMITED

Summary of significant accounting policies and other explanatory information for the year ended March 31, 2021

43 Fair value measurements

Accounting classification and fair values

The following table shows the carrying amounts and fair values of financial assets and financial liabilities as at 31 March 2021:

A. Financial instruments by category

₹ in Lakhs

	March 31, 2021			March 31, 2020		
	FVTPL	FVOCI	Amortised cost	FVTPL	FVOCI	Amortised cost
Financial assets (Non Current & Current)						
Bank deposits	-	-	148	-	-	154
Inter- Corporate Deposit	-	-	4,812	-	-	-
Security deposits (Non current)	-	-	80	-	-	116
Investment (Non-current, financial assets)	844	-	804	1,058	-	804
Unbilled revenues	-	-	306	-	-	410
Interest accrued and not due	-	-	402	-	-	0
Trade receivables	-	-	3,869	-	-	7,177
Cash and cash equivalents	-	-	4,353	-	-	11,403
Other Bank Balances	-	-	3	-	-	0
Total financial assets	844	-	14,777	1,058	-	20,063
Financial liabilities (Non Current & Current)						
Borrowings (non-current, financial liabilities)	-	-	3,500	-	-	14,584
Borrowings (current, financial liabilities)	-	-	1,703	-	-	-
Security deposits received from customer & Lease liability	-	-	610	-	-	1,442
Trade payables	-	-	7,310	-	-	9,418
Other financial liabilities (current)	-	-	4,547	-	-	5,578
Total financial liabilities	-	-	17,669	-	-	31,021

Investment in subsidiaries, associate and joint venture are measured at cost as per Ind AS 27, 'Separate financial statements'.

Fair Value Hierarchy

There have been no transfers among Level 1, Level 2 and Level 3 during the period. The Company does not have any investments (other than investment in subsidiary), derivative financial assets and liabilities.

**The Company has not disclosed the fair values for financial instruments such as cash & cash equivalents, other bank balances short term trade receivables, short term trade payables because their carrying amounts are a reasonable approximation of fair value.

44 (I) Financial risk management objectives and policies

Financial risk management

The Company's principal financial liabilities comprise borrowings, trade and other payables. The main purpose of these financial liabilities is to finance the Company's operations and to provide guarantees to support its operations. The Company's principal financial assets include trade and other receivables, and cash and short-term deposits that derive directly from its operations. The Company's activities expose it to a variety of financial risks: market risk, credit risk and liquidity risk. The Board of Directors reviews and agrees policies for managing each of these risks, which are summarised below:

A. Credit risk

Credit risk is the risk that a customer or counterparty to a financial instrument will fail to perform or pay amounts due to the Company causing financial loss. The Company's exposure to credit risk is influenced mainly by cash and cash equivalents, trade receivables and financial assets measured at amortised cost. The Company continuously monitors defaults of customers and other counterparties and incorporates this information into its credit risk controls.

Credit risk management

Credit risk rating

The Company assesses and manages credit risk of financial assets based on following categories arrived on the basis of assumptions, inputs and factors specific to the class of financial assets.

A: Low credit risk on financial reporting date

B: High credit risk



INDIAN CABLE NET COMPANY LIMITED

Summary of significant accounting policies and other explanatory information for the year ended March 31, 2021

The Company provides for expected credit loss based on the following:

Asset group	Basis of categorisation	Provision for expected credit loss
Low credit risk	Cash and cash equivalents and other financial assets except Trade Receivable, security deposits, Unbilled revenue and amount recoverable	Life time expected credit loss or fully provided for
High credit risk	Trade receivables, Investment, security deposits, Unbilled Revenue and amount recoverable	Life time expected credit loss or fully provided for

Based on business environment in which the Company operates, a default on a financial asset is considered when the counter party fails to make payments within the agreed time period as per contract. Loss rates reflecting defaults are based on actual credit loss experience and considering differences between current and historical economic conditions.

Credit rating	Particulars	₹ in Lakh	
		31-Mar-21	31-Mar-20
Low credit risk	Cash and cash equivalents and other financial assets except Trade Receivable, security deposits, Unbilled revenue and amount recoverable	4,504	11,555
High credit risk	Trade receivables, Investment, security deposits, Unbilled Revenue and amount recoverable	11,117	9,566

Concentration of trade receivables

The Company has widespread customers and there is no concentration of trade receivables.

Credit risk exposure

Provision for expected credit losses

For the purpose of computation of expected credit loss, the Company has analysed the trend of provisions for doubtful debts created in earlier years and has also considered the fact that the Company has revenue from DAS customers which has been booked as per prepaid model of billing. The expected credit loss has been computed on basis of recoverability (after analysing each head separately) for DAS customers. Further, the Company has analysed expected credit loss separately for carriage revenue customer (including Marketing & Placement Income customers) and other than carriage revenue customer primarily because the characteristics and historical losses trend was different in these two streams. The company does not expect any further risk of credit impairment on account of possible impact relating to COVID 19 in estimating expected credit loss provision.

Expected credit loss for trade receivables, security deposit and amounts recoverable under simplified approach

As at March 31, 2021

Particulars	₹ in Lakh		
	Estimated gross carrying amount	Expected credit losses	Carrying amount net of impairment provision
Trade receivables	6,133	2,264	3,869
Security Deposit	80	-	80
Inter - Corporate Deposit	4,812	-	4,812
Investment	1,648	-	1,648
Unbilled Revenue	306	-	306


As at March 31, 2020

Particulars	₹ in Lakh		
	Estimated gross carrying amount	Expected credit losses	Carrying amount net of impairment provision
Trade receivables	10,941	3,764	7,177
Security Deposit	116	-	116
Investment	1,862	-	1,862
Unbilled Revenue	410	-	410

Reconciliation of loss allowance provision – Trade receivables

Loss allowance on March 31, 2020
Changes in loss allowance
Loss allowance on March 31, 2021

₹ in Lakh
3,764
(1,500)
2,264





INDIAN CABLE NET COMPANY LIMITED

Summary of significant accounting policies and other explanatory information for the year ended March 31, 2021

B. Liquidity risk

Liquidity risk is the risk that suitable sources of funding for the Company's business activities may not be available.

Prudent liquidity risk management implies maintaining sufficient cash and marketable securities and the availability of funding through an adequate amount of committed credit facilities to meet obligations when due and to close out market positions. Management monitors rolling forecasts of the Company's liquidity position (comprising the undrawn borrowing facilities) and cash and cash equivalents on the basis of expected cash flows. Short term liquidity requirements comprises mainly of trade payables and employee dues arising during normal course of business as on each balance sheet date. Long-term liquidity requirement is assessed by the management on periodical basis and is managed through internal accruals and through funding commitments from shareholders. As at each statement of financial position date, the Company's liabilities having contractual maturities (including interest payments where applicable) are summarised as follows:

(i) Maturities of financial liabilities

The amounts disclosed in the table are the contractual undiscounted cash flows. Balances due within 12 months equal their carrying balances as the impact of discounting is not significant.

₹ in Lakh

Contractual maturities of financial liabilities	31-Mar-21			31-Mar-20		
	Less than one year	One to two years	More than two years	Less than one year	One to two years	More than two years
Non-derivatives						
Borrowings (non-current, financial liabilities)	3,603	3,748	-	5,900	4,420	13,515
Borrowings (current, financial liabilities) including interest	1,703	-	-	165	-	-
Other financial liabilities (current)	1,416	-	-	1,140	-	-
Security deposits received from customer	-	-	586	-	-	1,392
Trade payables	7,310	-	-	9,418	-	-
Lease liabilities in respect of right of use assets	46	16	7	72	27	23
Total non-derivative liabilities	14,079	3,764	594	16,695	4,447	14,930

C. Market Risk

Market risk is the risk that changes in market prices - such as foreign exchange rates and interest rates - will affect the Company's income or the value of its holdings of financial instruments. The objective of market risk management is to manage and control market risk exposures within acceptable parameters, while optimising the return.

Cash Flow Hedge Accounting

The Company has foreign currency exposure in the form of Trade Payable/Advance to Vendors and is exposed to change in the exchange rates. Foreign exchange risk arises from future commercial transactions and recognised assets and liabilities denominated in a currency that is not the company's functional currency (₹). The risk is measured through a forecast of highly probable foreign currency cash flows.

Foreign currency risk is managed by following established risk management policies, which inter alia includes monitoring the movements in currencies in which the capex vendors are payable and hedging the exposure to foreign currency risk by entering into forward currency contracts as and when deemed appropriate.

The Company does not enter into or trade financial instrument including derivative for speculative purpose.

(f) Foreign currency risk


Foreign currency risk exposure:

The Company's exposure to foreign currency risk at the end of the reporting period expressed in INR, are as follows

₹ in Lakh

	31-Mar-21	31-Mar-20
Financial assets (A)	-	-
Financial liabilities (B)	-	-
Payable to capex and other vendors	230	1,423
	230	1,423
Net exposure (B-A)	230	1,423

(Handwritten signatures)



INDIAN CABLE NET COMPANY LIMITED

Summary of significant accounting policies and other explanatory information for the year ended March 31, 2021

Sensitivity

The sensitivity of profit or loss to changes in the exchange rates arises mainly from foreign currency denominated financial instruments.

	₹ in Lakh	
	31-Mar-21	31-Mar-20
(₹) / USD increased by 5% (previous year 5%)	(12)	(71)
(₹) / USD decreased by 5% (previous year 5%)	12	71

(ii) Cash flow and fair value interest rate risk

The Company's main interest rate risk arises from long-term borrowings with variable rates, which expose the Company to cash flow interest rate risk.

(a) Interest rate risk exposure

The Company's policy is to minimise interest rate cash flow risk exposures on long-term financing. At 31st March the Company is exposed to changes in market interest rates through bank borrowings at variable interest rates. Other borrowings are at fixed interest rates.

	₹ in Lakh	
	31-Mar-21	31-Mar-20
Variable rate borrowings	6,584	18,784
Total borrowings	6,584	18,784

(b) Sensitivity

Profit or loss is sensitive to higher/lower interest expense from borrowings as a result of changes in interest rates.


	₹ in Lakh	
	31-Mar-21	31-Mar-20
Interest rates – increase by 100 basis points (P Y 100 bps) *	65.84	187.84
Interest rates – decrease by 100 basis points (P Y 100 bps) *	(65.84)	(187.84)

(II) Capital management

Risk Management

The Company's objectives when managing capital is to safeguard continuity, maintain a strong credit rating and healthy capital ratios in order to support its business and provide adequate return to shareholders through continuing growth. The Company's overall strategy remains unchanged from previous year. The Company sets the amount of capital required on the basis of annual business and long-term operating plans which include capital and other strategic investments. The funding requirements are met through a mixture of equity, internal fund generation and other non-current borrowings. The Company's policy is to use current and non-current borrowings to meet anticipated funding requirements. The Company monitors capital on the basis of the gearing ratio which is net debt divided by total capital (equity plus net debt). The Company is not subject to any externally imposed capital requirements. Net debt are non-current and current borrowings as reduced by cash and cash equivalents, other bank balances and current investments. Equity comprises all components including other comprehensive income.

Particulars	₹ in Lakh	
	31-Mar-21	31-Mar-20
Cash and cash equivalents	4,353	11,401
Other Bank Balances	3	0
Margin money	148	154
Total cash (A)	4,504	11,555
Borrowings (non current, financial liabilities)	3,500	14,584
Borrowings (current, financial liabilities)	1,703	-
Current maturities of long-term borrowings	3,084	4,200
Interest Accrued but not due on Loan	-	165
Total borrowing (B)	8,287	18,950
Net debt (C=B-A)	3,783	7,395
Total equity	43,069	42,074
Total capital (equity + net debts) (D)	46,852	49,469
Gearing ratio (C/D)	8%	15%



INDIAN CABLE NET COMPANY LIMITED

Summary of significant accounting policies and other explanatory information for the year ended March 31, 2021

Classification and measurement of financial assets and liabilities

The classification and measurement of financial assets will be made considering whether the conditions as per Ind AS 109 are met based on facts and circumstances existing at the date of transition.

Financial assets can be measured using effective interest method by assessing its contractual cash flow characteristics only on the basis of facts and circumstances existing at the date of transition and if it is impracticable to assess elements of modified time value of money i.e. the use of effective interest method, fair value of financial asset at the date of transition shall be the new carrying amount of that asset. The measurement exemption applies for financial liabilities as well.

Applying a requirement is impracticable when an entity cannot apply it after making every reasonable effort to do so. It is impracticable to apply the changes retrospectively if:

- a) The effects of the retrospective application or retrospective restatement are not determinable;
- b) The retrospective application or restatement requires assumptions about what management's intent would have been in that period;

The retrospective application or retrospective restatement requires significant estimates of amounts and it is impossible to distinguish objectively information about those estimates that existed at that time.

[Handwritten signatures]



INDIAN CABLE NET COMPANY LIMITED

Notes to financial statements for the year ended 31st Mar 2021

45 Contingent liabilities and commitments (to the extent not provided for)

Particulars	As at 31 Mar 2021	As at 31 Mar 2020
	(₹) in Lakhs	(₹) in Lakhs
(i) Contingent Liabilities		
(a) Claims against the company not acknowledged as debt #	8,840	9,005
(b) Guarantees ##	115	133
	<u>8,955</u>	<u>9,138</u>
(ii) Commitments		
(a) Estimated amount of contracts remaining to be executed on capital account and not provided for (Net of Advances)	1,871	1,730
	<u>1,871</u>	<u>1,730</u>

Includes Rs 401 (PY Rs 406 lakhs) lakhs on account of entry tax on import of STB and other networking materials into West Bengal. The West Bengal government levied entry tax vide 'West Bengal Tax on entry of goods into local areas Act 2012'. The operation of the Act was w.e.f. 1st Apr-2012. The validity of the this levy has been challenged by the company in the Honorable Calcutta High Court by a writ petition, on the belief that the levy is unconstitutional and is thus unsustainable. The company is hopeful of getting a favourable order.

Includes Rs 6 (PY Rs 6 lakhs) lakhs against a money suit filed by M/s Ten Dot Net Cable Pvt. Ltd. for recovery of alleged dues against a work contract allegedly done for the company.

Includes Rs 87 (PY Rs 87 lakhs) lakhs on account of demand received from District Magistrate Noida for Entertainment Tax on activation / installation charges of STB's in UP. Demand received of Rs 87 lakhs for the period till Jan 17 on activation charges on STB's.

Includes Rs 37 (PY Rs 37 lakhs) lakhs on account of Show cause cum demand received from Service Tax dept for financial year 2014-15 & 2015-16 and Rs 25 (PY Rs 25 lakhs) Lakhs on account of Show Cause Notice cum demand received from service tax Deptt on observation of Service Tax audit for F.Y. 16-17 & upto June'17 for excess utilisation of Cenvat Credit & short payment of RCM on which the company believes that no liability will develop on the company in future.

Includes Rs 78 (PY Rs 78 lakhs) lakhs on account of demand received from Joint Commissioner (AE) Central Tax-UP. The demand is against Audit for FY 2012-13, 2013-14, 2014-15, 2015-16 & 2016-17.

Includes Rs 416 (PY Rs 416 lakhs) lakhs of Demand by Sales tax Deptt. on account of VAT & CST liability for FY.2015-16. The company files a writ petition before Tribunal. The writ petition has been disallowed on the ground of Non attendance, now restoration petition was filed before Kolkata High Court & the company is hopeful of getting a favourable order.

Includes Rs 116 (PY Rs 116 lakhs) lakhs on account of Jharkhand VAT liability on Set Top Box transfer.

Includes Rs 11 (PY Rs 11 lakhs) lakhs on account of show cause notice received from Deptt. for short payment of service Tax & inadmissibility of Cenvat & non payment of RCM & Interest in respect of Noida unit for FY.12-13 to FY.15-16.

Includes Rs 4 (PY Rs 4 lakhs) lakhs on account of case filed by Den Network against Sahay Cable, Nilabh & Vinod kumar in which ICNCL is also being made party for recovery of their dues.

Includes Appeal against Demand (CERA) of Rs 86 (PY Rs 86 lakhs) lakhs for difference between opening & closing Cenvat in the month of Oct 2015.

Includes effect of reduction in MAT credit with consequent impact on MAT utilisation in A.Y. 2017-18 which is the subject matter of Contingency. Amount calculated as difference between MAT credit availed as per ITR filed for A.Y. 2016-17 Rs 317 (PY Rs 317 lakhs) lakhs and MAT credit available as per Order w/s 143(3) Rs 28 (PY Rs 28 lakhs) lakhs.

Includes Rs 212 Lakhs (Rs PY - 557 lakhs) on account of disputed pay channel liabilities of Broadcasters as the rate charged as per Invoices for different packages are higher than as agreed between Broadcasters & the Company.

Includes income tax demand for AY 2017-18 Rs 218 Lakhs (PY Rs 218 lakhs) which has been adjusted with TDS refundable. The said demand has been disputed in appeal by the company.

Includes income tax demand for AY 2018-19 Rs 182 Lakhs (PY : NIL). The said demand has been disputed in appeal by the company.

During the financial year ended 31 March 2019, the Directorate of Revenue Intelligence (DRI), Bangalore, w/s 108 of the Customs Act, 1962, had inquired about the classification of viewing cards for applicability of customs duty. The Company had, suo-moto, paid Rs 20 lakhs under protest. Subsequently, the Company has received a show cause notice with a demand for Rs 6671 lakhs. The company has filed a Writ Petition before the Hon'ble Delhi High Court challenging the Show Cause Notice and is confident that the demand will not sustain. Therefore no provision has been made in these financial statements and the amount demanded has been considered as contingent liability.

For counter bank guarantee in respect of outstanding bank guarantees & FD pledged Rs 115 lakhs (PY Rs 133 lakhs)

In addition, the company is subject to legal proceeding and claims, which have arisen in the ordinary course of business. The company's management does not reasonably expect that there legal action, when ultimately concluded and determined, will have a material and adverse effect on the company's result of operation or financial conditions.



INDIAN CABLE NET COMPANY LIMITED

Notes to financial statements for the year ended 31st Mar 2021

₹ in Lakhs

46 Dues to Micro Enterprises and Small Enterprises:

Particulars	as at 31-03-2021	as at 31-03-2020
i) the principal amount and the interest due thereon remaining unpaid to any supplier as at the end of each accounting year;	10	93
ii) the amount of interest paid by the Company in terms of section 16 of MSMED Act, 2006, along with the amounts of the payment made to the suppliers beyond the appointed day during the year	-	-
iii) the amount of interest due and payable for the period of delay in making payment (which have been paid but beyond the appointed day during the year without adding the interest specified under MSMED Act, 2006	-	-
iv) the amount of interest accrued and remaining unpaid at the end of each accounting year; and	-	-
v) the amount of further interest remaining due and payable even in the succeeding years, until such date when the interest dues as above are actually paid to the small enterprise, for the purpose of disallowance as a deductible expenditure under section 23 of the MSMED Act, 2006.	-	-

#The management has identified dues to micro and small enterprises as defined under Micro, Small and Medium Enterprises Development Act, 2006 (MSMED) on the basis of information made available by the supplier or vendors of the Company.

47 Value of Imports calculated on CIF basis

Particulars	31-Mar-21	31-Mar-20
	(₹) in Lakhs	(₹) in Lakhs
Stores and Spares	66	3
Capital Goods	200	1,049
	<u>266</u>	<u>1,052</u>

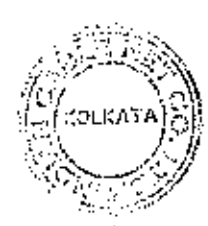
48 Expenditure in foreign currency

Particulars	31-Mar-21	31-Mar-20
	(₹) in Lakhs	(₹) in Lakhs
Membership & Subscription	4	3
Annual Maintenance Charges	79	37
Licence Fees	722	945
Travelling & Conveyance	1	4
Installation & Commissioning Charges	-	33
	<u>806</u>	<u>1,022</u>

49 At the year end, unhedged foreign currency exposures are as follows:

Particulars	Currency	As on 31/03/2021		As on 31/03/2020	
		₹	In Foreign	₹	In Foreign
		(In Lakhs)	Currency	(In Lakhs)	Currency
Advance to Vendor	USD	36	0.49	26	0.34
Advance to Director and Employees	Thai Bhat	-	-	0.20	0.09
Advance to Director and Employees	Euro	-	-	0.46	0.01
Advance to Director and Employees	USD	-	-	0.38	0.01
Payable to Vendor	USD	28	0.38	663	9
Payable to Vendor	Euro	202	2	760	9
	Total	<u>266</u>	<u>3</u>	<u>1,450</u>	<u>18</u>

Handwritten signatures and initials: AL, JA, and a large signature.



INDIAN CABLE NET COMPANY LIMITED

Notes to financial statements for the year ended 31st Mar 2021

- 50 (i) The details of employee benefit for the period in respect of gratuity which is funded defined benefit plan is as under:
 a. Component of employer expense

PARTICULARS	₹ in Lakhs	
	As on 31 st Mar 2021	As on 31 st Mar 2020
Current Service Cost	37	36
Interest on defined benefit obligation	19	12
Expected Return on plan assets	(10)	(7)
Net Accrual losses/(gains) recognized in the year	(24)	47
Past Service Cost	-	-
Total Included in employer benefit	22	88
Actual Return on plan assets	11	6

- b. Net Asset / (Liability) recognized in the balance sheet as at 31st March 2021

PARTICULARS	₹ in Lakhs	
	As on 31 st Mar 2021	As on 31 st Mar 2020
Present Value of Funded Obligation	293	266
Fair Value of Plan Assets	164	140
Net Liability	128	126
Amount in Balance Sheet		
Liability	128	126
Assets		
Net Liability	128	126

- c. Reconciliation of Benefit Obligation & Plan Assets for the Period ended:

PARTICULARS	₹ in Lakhs	
	As on 31 st Mar 2021	As on 31 st Mar 2020
Change in Defined Benefit Obligation		
Opening Defined Benefit Obligation	266	173
Current Service Cost	37	36
Interest Cost	19	12
Actuarial Losses / (Gain)	(23)	46
Past Service Cost	-	-
Benefits Paid	(6)	(1)
Closing Defined Benefit Obligation	293	266
Change in Fair Value of Assets		
Opening Fair Value of Plan Assets	140	97
Expected Return on Plan Assets	10	7
Actuarial Gain / (Losses)	1	(1)
Contribution by Employer	19	37
Benefits Paid	(6)	(1)
Closing Fair Value on Plan Assets	164	140
Expected Employer Contribution Next Year	38	39

- d. Asset Information of Plan Assets

Category of Assets	As on 31 st March 2021	As on 31 st March 2020
Insurer Managed Fund	100%	100%

- (ii) The Defined Benefit Obligation of compensated absence in respect of Privilege Leave is Rs. 138 lakh (P.Y Rs 132 lakh).

- (iii) Actuarial Assumptions

Category of Assets	As on 31 st March 2021	As on 31 st March 2020
Discount Rate (p.a.)	7.00%	7.00%
Expected rate of return on Assets	7.00%	7.00%
Salary Escalation Rate (p.a.)	8.00%	8.00%

- a Discount Rate is based on the prevailing market yield of Indian Government Securities as the balance sheet as date for expected term of obligation.
 b Expected rate of return on plan assets is based on our expectation of the average long term rate of return expected on investment of the fund during the estimated term of obligations.
 c Salary Escalation rate is based on estimates of future salary increases taking into consideration of inflation, seniority, promotion and other relevant factors.

[Handwritten signatures]



INDIAN CABLE NET COMPANY LIMITED

Notes to financial statements for the year ended 31st Mar 2021

51 The Commercial Tax authorities, Government of West Bengal, by an order dated June 9, 2003, sought to impose sales tax, with retrospective effect from April 2, 1997, on the Company's income from cable TV services. The Company has filed an application before the Hon'ble West Bengal Taxation Tribunal on July 15, 2003, seeking, inter alia, that the aforesaid order be set aside. The Hon'ble West Bengal Taxation Tribunal by its order dated August 1, 2003 has directed that pending disposal of the application, assessment proceedings may continue but that no demand notice will be issued. The matter had come for hearing on several occasions but has been adjourned, pending State's submissions. In view of the fact that neither assessment proceedings have been completed nor demand notice has been issued, the alleged liability for Sales tax cannot be ascertained. Consequently no liability on account of sales tax has been recognized by the Company in the books of accounts.

52 The Hon'ble Supreme Court in its recent ruling had ruled that various allowances like conveyance allowance, special allowance, education allowance, medical allowance etc., paid uniformly and universally by an employer to its employees would form part of basic wages for computing the provident fund ('PF' or 'the fund') contribution and thereby, has laid down principles to exclude (or include) a particular allowance or payments from 'basic wage' for the purpose of computing PF contribution. The Company pays certain allowances to its employees as a part of compensation structure, which have not been included in the basic wages for the purpose of computing the PF. As this ruling has not prescribed any clarification w.r.t. to its application, the Company, based on legal advice and management assessment has applied the aforesaid ruling prospectively. Management believes that this will not result in any material liability on the Company.

53 Leases :

The Company incurred Rs 127 lakhs for the year ended March 31, 2021 towards expenses relating to short-term leases and losses of low-value assets. The total cash outflow for leases is Rs 52 lakhs for the year ended March 31, 2021. Interest on lease liabilities is Rs 11 lakhs for the year ended March 31, 2021.

Lease contracts entered by the Company majorly pertains for premises taken on lease to conduct its business in the ordinary course. The Company does not have any lease restrictions and commitment towards variable rent as per the contract.

54 Company as a lessor

The Company is not required to make any adjustments on transition to Ind AS 116 for leases in which it acts as a lessor, as the Company has not leased out any asset under any sub-lease contract.

The Company has given premises and Set Top Boxes under Operating Lease, particulars of which as required under Ind AS -116 are disclosed here under:

Premises and Set Top Boxes given under operating leases are capitalized at an amount equal to historical cost and the rental income, wherever applicable, is recognised on equal monthly rental billed to lessees.

(₹) in Lakhs

(i) Assets Given on Lease	As on 31 st March 2021	As on 31 st March 2020
Lease Payment received/ receivable for the Year	304	300
Minimum Lease Payment receivable within 1 year	41	125
Minimum Lease Payment receivable after 1 year but not later than 5 years	158	-
Minimum Lease Payment receivable after 5 years	-	-

(₹) in Lakhs

Gross Carrying Amount	Accumulated Depreciation charged to P/L	Net Carrying Amount	Impairment Loss	Revenue Recognized in P/L (CY)
1423	1412	11	-	304

(15) Significant leasing arrangements

a. No covenant for contingent rent

b. The company has leased out Set Top Boxes. The Lease period is 8 years after which the lessee has option to buy the same at mutually agreed terminal value. In cases where the lease period is indeterminate there is no specific covenant for termination of the lease.

c. No restrictive covenants relating to dividend, additional debt and further leasing.



INDIAN CABLE NET COMPANY LIMITED

Notes to financial statements for the year ended 31st Mar 2021

55 Payment to Auditors (accrued) (Excluding Goods and Service Tax)

₹ in Lakhs

PARTICULARS	As on 31 st March 2021	As on 31 st March 2020
Statutory Audit Fees	7	6
Limited Review Fees	4	3
Other Services	1	1
	12	10

56 Certain Balances of Loans & Advances, Trade Receivables, Trade Payables, and other assets & liabilities are subject to confirmation.

57 As per Section 135 of Companies Act 2013, a CSR Committee had been formed by the Company. The funds are utilised in the activities which are specified in Schedule VII of the Act. The utilisation is done by way of contribution towards various activities.

(a) Average net profit as prescribed under section 135 of the Companies Act 2013: Rs 1331 lakhs (PY Rs 2654) lakhs.

(b) Amount spent during the year Rs 27 (PY Rs 49) lakhs on activities of Health Care, Rs Nil (PY Rs 4) lakhs on sport Sponsorship.

58 In the opinion of the Board of Directors the current assets, loans and advances shown in the Balance Sheet as on 31st Mar 2021 are considered good and fully recoverable, except otherwise stated and provision for all known liabilities has been made in the accounts.

59 Subsequent to outbreak of Coronavirus (COVID-19) and consequential lockdown across the country, the Company has continued to operate and provide cable services to its customers, which has been declared as an essential service, without disruptions. Based on its review and current indicators of economic slowdown, there is no significant impact on its financial results. The Company will continue to closely monitor any material changes arising of future economic conditions and impact on its business.

60 Exceptional Item includes:

₹ in Lakhs

Particulars	As on 31 st March 2021	As on 31 st March 2020
Provision for Expected Credit Loss	0	1963

In view of the New Regulatory Framework for Broadcasting & Cable services notified by Telecom Regulatory Authority of India (TRAI), which has come into effect during the year ended March 31, 2019 resulting into changes in pricing mechanism & arrangements amongst the Company, LCO & Broadcasters the Management, based on review, has provided for impairment of trade receivables. These adjustments, having one-time, non routine material impact on financial statements, hence been disclosed as "Exceptional Item in Financial Results".

61 Movement of Provision

₹ in Lakhs

Particulars	Provision for Churn STB	
	Non Current	Current
Balance as at 31 March 2020	154	-
Additions *	21	-
Balance as at 31 March 2021	175	-

* Included under Other Expenses in the statement of Profit and Loss.

62 Information under section 186 (4) of the Companies Act 2013

There are no investments or loan given or guarantee provided or security given by the Company other than the investments stated under Note 7 & Note 8 in these standalone financial statements, which have been made predominantly for the purpose of business.

63 Assets hypothecated / pledged as security

The carrying amounts of assets hypothecated / pledged as security for current and non-current borrowings are:

Particulars	Refer Note No.	As at	As at
		31 st March, 2021	31 st March, 2020
Current			
Financial assets		3,869	7,177
Trade Receivables	12	3,869	7,177
Non-financial assets		102	77
Inventories	11	102	77
Total current assets pledged as security		3,972	7,254
Non-current			
Property Plant & Equipment	4	29,370	35,114
Investment Property	5	6,498	6,607
Other Non Current Financial Assets	9	148	154
Total non-currents assets pledged as security		36,017	41,875
Total assets pledged as security		39,989	49,130



INDIAN CABLE NET COMPANY LIMITED

Notes to financial statements for the year ended 31st Mar 2021

64 Related Party Disclosure

List of parties where control Exists

- a. **Holding Company**
 - Siti Networks Limited
- b. **Fellow Subsidiary Companies**
 - Siti Vision Digital Media Private Limited
 - Variety Entertainment Private Limited
- c. **Subsidiary Company -**
 - Siti Maurya Cable Net Private Limited
 - Indinet Service Private Limited
- d. **Entities with Common Control**
 - Siti Darshan Cable Net Co. Private Limited
 - Siti Royal Heritage Communications Private Limited
 - Siti Singhbhum Cable Net Company Private Limited
- e. **Entities in which Directors Interested****
 - Calcutta Communication LLP
 - Victor Media Private Limited
 - Smart Vinimay Private Limited
 - Maxpro Tracoe Private Limited
 - Kolkata Media Services Private Limited
 - Victor Distributors
 - SRD Properties Pvt. Ltd.
 - Hi Tech Film and Broadcast Academy
 - Victor Electro Services
 - Axom Communications & Cable Private Limited
 - Kolkata Entertainment Services LLP
 - Smart Cable & Broadband Services
- f. **Director/Key Managerial Personnel**
 - Mr. Suresh Kumar Sethiya
 - Mr. Surendra Kumar Agarwala
 - Mr. Sanjay Berry
 - Mr. Mukund Vankatesh Galgali
 - Mr. Kavita Anand Kapurji
 - Mr. Atul Kumar Singh
 - Mr. Laxman Singh Kaira

Whole Time Director
 Whole Time Director
 Director (w.e.f. 15.07.2020)
 Director (till 23.04.2020)
 Independent Director
 Chief Financial Officer
 Company Secretary

** with whom the Company has transactions during the current year and previous year

Transactions with related parties.

(₹) in Lakhs

Particulars	Siti Network Limited		Siti Darshan Cable Net Co. (P) Ltd.		Siti Royal Heritage Communications Private Limited	
	FY 20-21	FY 19-20	FY 20-21	FY 19-20	FY 20-21	FY 19-20
Expenses paid on behalf of	-	-	220	140	0	0
Purchase of Fixed Asset	-	50	-	-	-	-
Purchase of material & Services	1,099	1,866	1,230	416	-	-
Bad Debt Written off	-	-	207	-	-	-
Sales of service and materials	1,110	1,417	-	-	-	-
Sale of Fixed assets	2	31	-	-	-	-
Provision for Doubtful Debts	-	-	2	2	11	11
Outstanding at the end of year Dr/(Cr)	651	784	(41)	312	11	11

(Handwritten signatures)



INDIAN CABLE NET COMPANY LIMITED

 Notes to financial statements for the year ended 31st Mar 2021

Transactions with related parties.

(₹) in Lakhs

Particulars	Calcutta Communication LLP		Purvi Communications LLP		Siti Vision Digital Media Pvt Ltd	
	FY 20-21	FY 19-20	FY 20-21	FY 19-20	FY 20-21	FY 19-20
Purchase of material & Services	15	-	-	-	-	-
Outstanding at the end of year Dr(Cr)	75	93	-	(0)	20	20

Transactions with related parties.

(₹) in Lakhs

Particulars	Smart Vinmay Private Limited		Siti Maurya Cable Net Pvt. Ltd.		Siti Singhbhum Cable Net Co. (P) Ltd.	
	FY 20-21	FY 19-20	FY 20-21	FY 19-20	FY 20-21	FY 19-20
Expenses paid on behalf of	-	-	13	29	0	0
Purchase of material & Services	1	7	-	-	-	-
Bad Debt Written off	16	-	-	-	2	-
Sales of service and materials	49	51	540	578	-	-
Outstanding at the end of year	(2)	15	289	726	-	2

Transactions with related parties.

(₹) in Lakhs

Particulars	Indinet Service Pvt Ltd		Victor Distributors		Hi Tech Film and Broadcast Academy	
	FY 20-21	FY 19-20	FY 20-21	FY 19-20	FY 20-21	FY 19-20
Expenses paid on behalf of	849	949	-	-	-	-
Purchase of material & Services	-	-	-	-	138	148
Sales of service and materials	1,353	1,212	-	-	138	-
Sale of Fixed Assets	1,141	-	-	-	-	-
Provision for Doubtful Debts	-	-	12	12	-	-
Outstanding at the end of year	(8)	13	12	9	0	(25)

Transactions with related parties.

(₹) in Lakhs

Particulars	SRD Properties Pvt. Ltd.		Maxpro Tracon Pvt Ltd		Variety Entertainment Pvt Ltd	
	FY 20-21	FY 19-20	FY 20-21	FY 19-20	FY 20-21	FY 19-20
Loans & Advances Given	-	-	-	-	4,812	-
Purchase of material & Services	1	1	-	2	-	-
Sales of service and materials	-	-	19	21	434	-
Provision for Doubtful Debts	-	-	0	1	-	-
Bad Debt Written off	-	-	1	(0)	-	-
Outstanding at the end of year	(0)	(0)	0	2	5,214	-



INDIAN CABLE NET COMPANY LIMITED

Notes to financial statements for the year ended 31st Mar 2021

Transactions with related parties.

(₹) in Lakhs

Particulars	Axom Communications & Cable Pvt. Ltd.		Victor Media Private Limited		Kolkata Media Service Private Limited	
	FY 20-21	FY 19-20	FY 20-21	FY 19-20	FY 20-21	FY 19-20
Expenses paid on behalf of	-	0	-	-	-	-
Purchase of material & Services	-	-	41	19	-	1
Sales of service and materials	224	124	-	-	-	5
Bad debt Written off	-	-	-	-	1	1
Provision for Doubtful Debts	41	41	-	-	-	-
Outstanding at the end of year	341	438	(31)	5	(9)	1

Transactions with related parties.

(₹) in Lakhs

Particulars	Kolkata Entertainment Services LLP		Smart Cable & Broadband Services		Victor Electro Services	
	FY 20-21	FY 19-20	FY 20-21	FY 19-20	FY 20-21	FY 19-20
Purchase of material & Services	17	11	-	2	3	6
Sales of service and materials	30	47	28	31	-	-
Bad debt Written off	3	-	2	-	-	-
Outstanding at the end of year	4	8	(9)	2	0	-

Note: The Above information has been determined to the extent such parties have been identified on the basis of information available with the company and relied upon by the auditors.

b. Remuneration to KMP

(₹) in Lakhs

Particulars	FY 20-21	FY 19-20
Surendra Kumar Agarwala *	127	77
Suresh Kumar Sotiya *	127	77
Atul Kumar Singh	54	50
Total Remuneration	308	204

* Previous year remuneration is for part of the year.



INDIAN CABLE NET COMPANY LIMITED
Notes to financial statements for the year ended 31st Mar 2021
65 Revenue from contracts with customers
(A) Disaggregation of revenue

Particulars	31-Mar-21	31-Mar-20
	₹ Lakhs	₹ Lakhs
Revenue from operations		
Sale of services		
Subscription income	27,958	29,890
Advertisement income	4,503	3,585
Carriage income & Marketing Income	4,108	3,384
Activation and Set top boxes pairing charges	84	726
Other operating revenue		
Sale of traded goods*	1,081	1,214
Lease rental charges	428	530
Other networking and management income	1,819	1,872
Rent Income	480	517
Other Operating Income	445	362
	40,905	42,780

The Company has disaggregated the revenue from contracts with customers on the basis of nature of services/goods sold. The Company believes that the disaggregation of revenue on the basis of nature of services/goods sold has no impact on the nature, amount, timing & uncertainty of revenues and cash flows.

(B) Contract Balances

The Company classifies the right to consideration in exchange for deliverables as either a receivable or as unbilled revenue. Trade receivables and unbilled revenues are presented net of impairment in the Balance Sheet.

The following table provides information about contract assets and contract liabilities for the contracts with the customers.

Particulars	31-Mar-21	31-Mar-20
	₹ Lakhs	₹ Lakhs
Receivables, which are included in 'Trade and other receivables'	3,869	7,177
Contract assets (Unbilled Revenue)	306	410
Contract liabilities (Unearned Revenue)	1,264	1,218
	5,439	8,806

The contract assets is the Company's rights to consideration in exchange for goods and services that the Company has transferred to a customer. The contract liabilities primarily relate to the billing recognized in advance where performance obligations are yet to be satisfied.

Significant changes in the contract assets and the contract liabilities balances during the year are as follows.

Particulars	31-Mar-21		31-Mar-20	
	Contract assets	Contract liabilities	Contract assets	Contract liabilities
Balance at the beginning of the year	7,588	1,218	10,613	721
Add: Advance income received/ Income accrued not billed during the year	4,175	1,264	7,588	1,218
Revenue recognised/income billed that is included in the balance at the beginning of the year	7,588	1,218	10,613	721
Balance at the end of the year	4,175	1,264	7,588	1,218



Handwritten signatures and initials.

INDIAN CABLE NET COMPANY LIMITED

Notes to financial statements for the year ended 31st Mar 2021

(C) Performance Obligations and Remaining Performance Obligations

The remaining performance obligation disclosure provides the aggregate amount of the transaction price yet to be recognized as at the end of the reporting period and an explanation as to when the Company expects to recognize these amounts in revenue. Applying the practical expedient as given in Ind AS 115, the Company has not disclosed the remaining performances as the performance obligations relates to contracts that have an original expected duration of one year or less.

Remaining performance obligation estimates are subject to change and are affected by several factors, including terminations, changes in the scope of contracts, periodic revalidations, adjustment for revenue that has not materialized and adjustments for currency.

66 The Financial statements have been reviewed by the Audit Committee and approved by the board of directors in their meeting held on 22nd June 2021.

67 Previous year's figures have been regrouped and/or rearranged wherever necessary to make them comparable with the current years figures.


Notes to accounts referred in our report of even date.


For A.K. Bhalotia & Co.
Chartered Accountants
(Firm Registration No. - 329475E)

A.K. Bhalotia
Proprietor
Membership No.-065860


Place - Kolkata
Date -

For Indian Cable Net Co Ltd
(U92132WB1995PLC025256)


Surendra Kumar Agarwala
Whole Time Director
DIN-00569816


Suresh Kumar Sethiya
Whole Time Director
DIN-00349098


Laxman Singh Kaira
Company Secretary


Atul Kumar Singh
C. F. O



Independent Auditor's Report

To the Members of Indian Cable Net Company Limited

Report on the Audit of the Consolidated Financial Statements

Qualified Opinion

1. We have audited the accompanying consolidated financial statements of Indian Cable Net Company Limited ('the Holding Company') and its subsidiaries (the Holding Company and its subsidiaries together referred to as 'the Group'), which comprise the Consolidated Balance Sheet as at 31 March 2021, the Consolidated Statement of Profit and Loss (including Other Comprehensive Income), the Consolidated Cash Flow Statement and the Consolidated Statement of Changes in Equity for the year then ended, and a summary of the significant accounting policies and other explanatory information.
2. In our opinion and to the best of our information and according to the explanations given to us and based on the consideration of the reports of the other auditors on separate financial statements and on the other financial information of the subsidiaries, except for the effects of the matter described in the Basis for Qualified Opinion section of our report, the aforesaid consolidated financial statements give the information required by the Companies Act, 2013 ('Act') in the manner so required and give a true and fair view in conformity with the accounting principles generally accepted in India including Indian Accounting Standards ('Ind AS') specified under section 133 of the Act, of the consolidated state of affairs (consolidated financial position) of the Group as at 31 March 2021, and its consolidated profit (consolidated financial performance including other comprehensive income), its consolidated cash flows and the consolidated changes in equity for the year ended on that date

Basis for Qualified Opinion

3. The Group's 'Revenue from Operations' include broadcasters' share in subscription income from pay channels, which has correspondingly been presented as an expense which is not in accordance with the requirements of Ind AS-115, 'Revenue from contract with customers'. Had the Management disclosed the same on net basis, the 'Revenue from Operations' and the 'Pay Channel, carriage sharing and related cost' each would have been lower by ₹ 21685 Lakhs for the year ended 31st March 2021 and the profit would have remained the same as currently reported.
4. Further, with respect to the above matter, qualifications have been given by other firms of Chartered Accountants vide their audit reports dated 18 June 2021, on the financial statements of the subsidiary Company, namely, Siti Maurya Cable Net Private Limited and is reproduced by us as under, with the aggregate amount pertaining to such subsidiary, as also included in the above paragraph:

The company's 'Revenue from Operations' includes broadcasters' share in subscription income from pay channels, which has correspondingly been presented as an expense which is not in accordance with the requirements of Ind AS-115, 'Revenue from contracts with customers'. Had the management disclosed the same on net basis, the 'Revenue from Operations' and the 'Carriage sharing, pay channel and related costs' each would have been lower by ₹ 2573.09 Lakhs for the year ended 31 March 2021, while there would have been no impact on the net profit for the year ended 31 March 2021.

5. We conducted our audit in accordance with the Standards on Auditing specified under section 143(10) of the Act. Our responsibilities under those standards are further described in the Auditor's Responsibilities for the Audit of the Consolidated Financial Statements section of our report. We are independent of the Company in accordance with the Code of Ethics issued by the Institute of Chartered Accountants of India ('ICAI') together with the ethical requirements that are relevant to our audit of the financial

statements under the provisions of the Act and the rules there under, and we have fulfilled our other ethical responsibilities in accordance with these requirements and the Code of Ethics. We believe that the audit evidence we have obtained and the audit evidence obtained by the other auditors in terms of their reports referred to in paragraph 16 of the Other Matter paragraph below, is sufficient and appropriate to provide a basis for our qualified opinion.

Key Audit Matters

6. Key audit matters are those matters that, in our professional judgment and based on the consideration of the reports of the other auditors on separate financial statements and on the other financial information of the subsidiaries, were of most significance in our audit of the consolidated financial statements of the current period. These matters were addressed in the context of our audit of the consolidated financial statements as a whole, and in forming our opinion thereon, and we do not provide a separate opinion on these matters.
7. In addition to the matters described in the Basis for Qualified Opinion section, we have determined the matters described below to be the key audit matters to be communicated in our report.

Key audit matter	How our audit addressed the key audit matter
<p>Provisioning for Expected Credit Loss ('ECL')</p> <p>Trade receivables comprise a significant portion of the current financial assets of the Group. As at March 31, 2021 trade receivables aggregate ₹ 4600 Lakhs (net of provision for expected credit losses of ₹ 3526 Lakhs).</p> <p>In accordance with Ind AS 109, the Company applies expected credit loss (ECL) model for measurement and recognition of impairment loss for financial assets.</p> <p>Since the Group has revenue streams which are dissimilar, the management has identified different classes of trade receivables basis the customer profile and nature of service provided or item sold. The management regularly assesses each class of trade receivables for recoverability. Provision for ECL is created by the management considering the recovery trends noted for the respective class, adjusted for forward looking estimates. Additional provision is created for the receivables specifically identified as doubtful or non-recoverable.</p> <p>Estimation of the rates at which provision for ECL is to be created for each revenue stream, involve significant degree of judgment and estimate and is therefore considered a key audit matter.</p>	<p>We have performed the following procedures for assessment of sufficiency of the provisioning for ECL:</p> <ul style="list-style-type: none"> • Obtained the aging of trade receivables and discussed the key receivable balances, considering if any correspondence is available to establish the management's assessment of recoverability of such dues. • Analysis of the methodology used to determine the provision amount for the current year. • Assessing key ratios which include collection periods and days outstanding. • Tested subsequent settlement of trade receivables after the balance sheet date on a sample basis,
<p>Evaluation of uncertain tax positions</p> <p>The Group has material uncertain tax positions including matters under dispute</p>	<p>We obtained details of completed tax assessments and demands for the year ended March 31, 2021 from management. We involved our internal experts to</p>



which involves significant judgment to determine the possible outcome of these disputes.

Refer Note 45 to the Consolidated Financial Statements

challenge the management's underlying assumptions in estimating the tax provision and the possible outcome of the disputes. Our internal experts also considered legal precedence and other rulings in evaluating management's position on these uncertain tax positions. Additionally, we considered the effect of new information in respect of uncertain tax positions as at April 1, 2020 to evaluate whether any change was required to management's position on these uncertainties.

Information other than the Consolidated Financial Statements and Auditor's Report thereon

7. The Holding Company's Board of Directors is responsible for the other information. Other information does not include the consolidated financial statements and our auditor's report thereon.

Our opinion on the consolidated financial statements does not cover the other information and we do not express any form of assurance conclusion thereon.

In connection with our audit of the consolidated financial statements, our responsibility is to read the other information and, in doing so, consider whether the other information is materially inconsistent with the consolidated financial statements or our knowledge obtained in the audit or otherwise appears to be materially misstated.

If, based on the work we have performed on the other information obtained prior to the date of this auditor's report, we conclude that there is a material misstatement of this other information, we are required to report that fact. Reporting under this section is not applicable as no other information is obtained at the date of this auditor's report.

Responsibilities of Management for the Consolidated Financial Statements

8. The Holding Company's Board of Directors is responsible for the matters stated in section 134(5) of the Act with respect to the preparation of these consolidated financial statements that give a true and fair view of the consolidated state of affairs, consolidated profit including other comprehensive income, consolidated changes in equity and consolidated cash flows of the Group including its associates and joint ventures in accordance with the accounting principles generally accepted in India, including the Ind AS specified under section 133 of the Act. The respective Board of Directors/management of the companies included in the Group and its associates and joint ventures are responsible for maintenance of adequate accounting records in accordance with the provisions of the Act for safeguarding of the assets of the Company and for preventing and detecting frauds and other irregularities; selection and application of appropriate accounting policies; making judgments and estimates that are reasonable and prudent; and design, implementation and maintenance of adequate internal financial controls, that were operating effectively for ensuring the accuracy and completeness of the accounting records, relevant to the preparation and presentation of the consolidated financial statements that give a true and fair view and are free from material misstatement, whether due to fraud or error, which have been used for the purpose of preparation of the consolidated financial statements by the Directors of the Holding Company, as aforesaid.
9. In preparing the consolidated financial statements, management is responsible for assessing the Group's ability to continue as a going concern, disclosing, as applicable, matters related to going concern and using the going concern basis of accounting unless management either intends to liquidate the Group or to cease operations, or has no realistic alternative but to do so.

10. The respective Board of Directors of the companies in the group are also responsible for overseeing the Group's financial reporting process.

Auditor's Responsibilities for the Audit of the Consolidated Financial Statements

11. Our objectives are to obtain reasonable assurance about whether the consolidated financial statements as a whole are free from material misstatement, whether due to fraud or error, and to issue an auditor's report that includes our opinion. Reasonable assurance is a high level of assurance, but is not a guarantee that an audit conducted in accordance with Standards on Auditing will always detect a material misstatement when it exists. Misstatements can arise from fraud or error and are considered material if, individually or in the aggregate, they could reasonably be expected to influence the economic decisions of users taken on the basis of these consolidated financial statements.
12. As part of an audit in accordance with Standards on Auditing, we exercise professional judgment and maintain professional skepticism throughout the audit. We also:
- Identify and assess the risks of material misstatement of the consolidated financial statements, whether due to fraud or error, design and perform audit procedures responsive to those risks, and obtain audit evidence that is sufficient and appropriate to provide a basis for our opinion. The risk of not detecting a material misstatement resulting from fraud is higher than for one resulting from error, as fraud may involve collusion, forgery, intentional omissions, misrepresentations, or the override of internal control.
 - Obtain an understanding of internal control relevant to the audit in order to design audit procedures that are appropriate in the circumstances. Under section 143(3)(i) of the Act, we are also responsible for explaining our opinion on whether the holding company has adequate internal financial controls system in place and the operating effectiveness of such controls.
 - Evaluate the appropriateness of accounting policies used and the reasonableness of accounting estimates and related disclosures made by management.
 - Conclude on the appropriateness of management's use of the going concern basis of accounting and, based on the audit evidence obtained, whether a material uncertainty exists related to events or conditions that may cast significant doubt on the Group's ability to continue as a going concern. If we conclude that a material uncertainty exists, we are required to draw attention in our auditor's report to the related disclosures in the consolidated financial statements or, if such disclosures are inadequate, to modify our opinion. Our conclusions are based on the audit evidence obtained up to the date of our auditor's report. However, future events or conditions may cause the Group to cease to continue as a going concern.
 - Evaluate the overall presentation, structure and content of the consolidated financial statements, including the disclosures, and whether the consolidated financial statements represent the underlying transactions and events in a manner that achieves fair presentation.
13. We communicate with those charged with governance regarding, among other matters, the planned scope and timing of the audit and significant audit findings, including any significant deficiencies in internal control that we identify during our audit.
14. We also provide those charged with governance with a statement that we have complied with relevant ethical requirements regarding independence, and to communicate with them all relationships and other matters that may reasonably be thought to bear on our independence, and where applicable, related safeguards.



15. From the matters communicated with those charged with governance, we determine those matters that were of most significance in the audit of the consolidated financial statements of the current period and are therefore the key audit matters. We describe these matters in our auditor's report unless law or regulation precludes public disclosure about the matter or when, in extremely rare circumstances, we determine that a matter should not be communicated in our report because the adverse consequences of doing so would reasonably be expected to outweigh the public interest benefits of such communication.

Other Matter

16. We did not audit the financial statements of Two subsidiaries, whose financial statements reflect total assets of ₹ 8480 Lakhs and net assets of ₹ 2819 Lakhs as at 31 March 2021, total revenues of ₹ 13344 Lakhs and net cash inflows amounting to ₹ 60 Lakhs for the year ended on that date, as considered in the consolidated financial statements. These financial statements have been audited by other auditors whose reports have been furnished to us by the management and our opinion on the consolidated financial statements, in so far as it relates to the amounts and disclosures included in respect of these subsidiaries, and our report in terms of sub-section (3) of Section 143 of the Act, in so far as it relates to the aforesaid subsidiaries, associates and joint ventures, is based solely on the reports of the other auditors.

Our opinion above on the consolidated financial statements, and our report on other legal and regulatory requirements below, are not modified in respect of the above matters with respect to our reliance on the work done by and the reports of the other auditors.

Report on Other Legal and Regulatory Requirements

17. As required by section 197(16) of the Act, based on our audit and on the consideration of the reports of the other auditors, referred to in paragraph 16, on separate financial statements of the subsidiaries, we report that the Holding Company, and its subsidiary companies covered under the Act paid remuneration to their respective directors during the year in accordance with the provisions of and limits laid down under section 197 read with Schedule V to the Act.
18. As required by Section 143 (3) of the Act, based on our audit and on the consideration of the reports of the other auditors on separate financial statements and other financial information of the subsidiaries, we report, to the extent applicable, that:
- a) we have sought and except for the effect of the matter described in the Basis for Qualified Opinion section, obtained all the information and explanations which to the best of our knowledge and belief were necessary for the purpose of our audit of the aforesaid consolidated financial statements;
 - b) In our opinion, proper books of account as required by law relating to preparation of the aforesaid consolidated financial statements have been kept so far as it appears from our examination of those books and the reports of the other auditors;
 - c) the consolidated financial statements dealt with by this report are in agreement with the relevant books of account maintained for the purpose of preparation of the consolidated financial statements;
 - d) except for the effect of the matter described in the Basis for Qualified Opinion section, , in our opinion, the aforesaid consolidated financial statements comply with Ind AS specified under section 133 of the Act;
 - e) On the basis of the written representations received from the directors of the Holding Company and taken on record by the Board of Directors of he Holding Company and the reports of the other



statutory auditors of its subsidiary companies covered under the Act, none of the directors of the Group companies are disqualified as on 31 March 2021 from being appointed as a director in terms of Section 164(2) of the Act.

- f) With respect to the adequacy of the internal financial controls over financial reporting of the Holding Company, and its subsidiary companies, covered under the Act, and the operating effectiveness of such controls, refer to our separate report in 'Annexure I';
- g) With respect to the other matters to be included in the Auditor's Report in accordance with rule 11 of the Companies (Audit and Auditors) Rules, 2014 (as amended), in our opinion and to the best of our information and according to the explanations given to us and based on the consideration of the report of the other auditors on separate financial statements as also the other financial information of the subsidiaries:
- i. The consolidated financial statements disclose the impact of pending litigations on the consolidated financial position of the Group as detailed in Note 45 to the consolidated financial statements.;
 - ii. The Holding Company and its subsidiaries did not have any long-term contracts including derivative contracts for which there were any material foreseeable losses as at 31 March 2021;
 - iii. there were no amounts which were required to be transferred to the Investor Education and Protection Fund by the Holding Company, and its subsidiary companies covered under the Act, during the year ended 31 March 2021;

For A. K. Bhalotia & Co.
Chartered Accountants
Firm's Registration No.: 329475E

Ashish Kumar Bhalotia

Digitally signed by
Ashish Kumar Bhalotia
Date: 2021.06.22
21:22:05 +05'30'

(A. K. Bhalotia)

Proprietor

Membership No.: 065860

UDIN: 21065860AAAABI3928

Place: Kolkata

Date : 22 June 2021

INDIAN CABLE NET COMPANY LIMITED
Consolidated Balance Sheet as at March 31, 2021

	Notes	March 31, 2021	March 31, 2020
(₹) In Lakhs			
A. Assets			
1. Non-current Assets			
(a) Property, Plant and Equipment	4	33,359	38,600
(b) Capital work-in-progress	4	2,863	1,790
(c) Investment Property	5	6,498	6,607
(d) Goodwill	6	2,107	2,107
(e) Other Intangible Assets	6	3,347	7,249
(f) Financial Assets			
(i) Investments	7	844	1,058
(ii) Loans	8	4,926	150
(iii) Other Financial Assets	9	431	423
(g) Deferred Tax Asset (net)	10	190	-
(h) Other non-current Assets	11	712	645
Sub-total of Non-current Assets		57,157	58,629
2. Current Assets			
(a) Inventories	13	150	88
(b) Financial Assets			
(i) Trade Receivables	13	4,600	8,444
(ii) Cash and Cash Equivalents	14	4,913	11,901
(iii) Bank Balances other (ii) above	15	103	0
(iv) Loans	16	-	-
(v) Other Financial Assets	17	939	510
(c) Current Tax Assets	18	1,181	950
(d) Other Current Assets	19	1,240	1,765
Sub-total of Current Assets		13,125	23,700
Total Assets		70,283	82,329
B. Equity and Liabilities			
Equity			
(a) Equity Share Capital	20	8,640	8,640
(b) Other Equity	21	34,822	33,005
(c) Non-controlling Interests		1,342	1,323
Sub-total - Equity		44,804	43,868
Liabilities			
1. Non-current Liabilities			
(a) Financial Liabilities			
(i) Long-term Borrowings	22	3,500	14,584
(ii) Other Financial Liabilities	23	662	594
(b) Provisions	24	490	419
(c) Deferred Tax Liability (net)	25	-	498
(d) Other Non-current Liabilities	26	179	140
Sub-total - Non-current Liabilities		4,831	16,235
2. Current Liabilities			
(a) Financial Liabilities			
(i) Borrowings	27	1,765	66
(ii) Trade Payables	28	-	-
- Total Outstanding dues of creditors for micro enterprises and small enterprises		11	94
- Total Outstanding dues of creditors - others		10,748	13,084
(iii) Other Financial Liabilities	29	4,710	5,327
(b) Other Current Liabilities	30	3,382	3,237
(c) Provisions	31	31	18
Sub-total of Current Liabilities		20,646	22,226
Total Equity and Liabilities		70,283	82,329
Summary of significant accounting policies	3		
The accompanying notes are an integral part of these financial statements.			
This is the balance sheet referred to in our report of even date.			

For A.K. Bhunia & Co.
Chartered Accountants
(Firm Registration No. - 329475E)

A.K. Bhunia
Proprietor
Membership No.-065860

Place - Kolkata
Date -


For Indian Cable Net Co Ltd
(D92132WB1995PLC075754)

Suresh Kumar Agarwala
Whole Time Director
DIN-00569816

Laxman Singh Kaita
Company Secretary

Suresh Kumar Sethiya
Whole Time Director
DIN-00349098

Asa Kumar Singh
CFO



INDIAN CABLE NET COMPANY LIMITED			
Consolidated Statement of Profit and Loss for the period ended March 31, 2021			
			(₹) in Lakhs
	Notes	March 31, 2021	March 31, 2020
I Revenue			
Revenue from Operations	32	52,381	54,004
Other Income	33	1,755	1,100
Total Revenue		54,136	55,104
II Expenses			
Cost of Materials Consumed	34	53	28
Cost/Purchase of Goods Sold	35	791	1,007
Carriage Sharing, Pay channel and related costs	36	34,465	34,355
Employee Benefits Expense	37	2,208	2,092
Finance Costs	38	1,016	2,145
Depreciation and Amortisation Expenses	39	8,915	9,230
Other Expenses	40	5,760	5,903
Total Expenses		53,208	54,760
III Profit/(Loss) before exceptional items		928	344
Exceptional Items (Refer Note No : 63)			2,263
IV Profit/(Loss) before tax		928	(1,919)
Tax Expenses		9	(1,042)
(a) Current Tax			
For Current Year		534	226
For Earlier Year		103	2
(b) Deferred Tax		(629)	(1,270)
V Profit/(Loss) for the year		919	(877)
Other Comprehensive Income	41	18	(48)
VI Total Comprehensive Income for the year		937	(925)
VII Profit attributable to :			
Owners of the Company		899	(786)
Non Controlling Interest		19	(91)
Other Comprehensive Income attributable to:			
Owners of the Company		18	(47)
Non Controlling Interest		(0)	(1)
VIII Profit/(Loss) to Equity Share Holders		937	(925)
Earnings Per Share	42		
Basic		1.04	(0.91)
Diluted		1.04	(0.91)
Summary of significant accounting policies	3		
The accompanying notes are an integral part of these financial statements.			
This is the statement of profit and loss referred to in our report of even date			

For A.K. Bhalotia & Co.
Chartered Accountants
(Firm Registration No. - 329475E)

A.K. Bhalotia
Proprietor
Membership No.-065860

Place - Kolkata
Date -

For Indian Cable Net Co Ltd
(CIN:U32WB1995PLC075754)

Surendra Kumar Agarwala
Whole Time Director
DIN-00569816

Laxman Singh Kaira
Company Secretary

Suresh Kumar Sethiya
Whole Time Director
DIN-00349098

Atul Kumar Singh
CFO



INDIAN CABLE NET COMPANY LIMITED

Consolidated Cash Flow Statement for year ended 31st March 2021

PARTICULARS	₹ in Lakhs	
	31 st March 2021	31 st March 2020
A. Cash Flow from Operating Activities:		
Net Profit before taxation, exceptional items & prior period items	928	344
Adjustment for:-		
Depreciation	6,915	9,230
Loss on sale/disposal/decapitulation of Fixed Assets	13	17
Loss/(Profit) on sale of Investments	-	(259)
Bad Debts written off/(Net of Provisions)	1	61
Provision for Biller's Default	27	29
Provision for STB's Churn	68	23
Liability no longer required written back (Net)	(821)	(234)
Unrealised loss/(gain) on Investment	214	(79)
Provision for Expected for Credit Loss-	762	955
Unrealised Foreign Exchange Gain/(Loss)	7	(70)
Interest Paid & Borrowing cost	1,016	2,145
Interest on Fixed Deposit/ (i) Refund / Other	535	(113)
Operating profit before working capital changes	11,690	12,057
Change in working capital		
Increase/(Decrease) in Trade payables	(1,604)	1,820
Increase/(Decrease) in other current liabilities	156	861
Increase/(Decrease) in other non-current liabilities	(460)	(8)
Increase/(Decrease) in other current financial liabilities	(963)	(2,669)
Increase/(Decrease) in other non-current financial liabilities	69	(359)
Decrease/ (Increase) in Trade receivable	3,077	2,022
Decrease/ (Increase) in Inventories	(61)	20
Decrease/(Increase) in current advances	-	66
Decrease/(Increase) in Other Non Current Financial Assets	-	(224)
Decrease/(Increase) in Other Current Financial Assets	(429)	632
Decrease/ (Increase) in other current assets	527	(198)
Decrease/ (Increase) in other non-current assets	47	(406)
Cash Generation from Operating Activities before exceptional item	12,028	13,707
Exceptional item	-	(2,263)
Cash Generation from Operating Activities after exceptional item	12,028	11,444
Income Tax Paid (including TDS)	(207)	(488)
Net Cash Generation from operating Activities	11,821	10,956
B. Cashflow From Investing Activities		
Purchase of Fixed Assets/ CWIP / Capital Advances	(2,902)	(727)
Realisation of Capital Advances given	-	5,377
Sale of Fixed Assets/Decapitulation	9	37
Investment in Mutual Fund	-	(18,300)
Sale of Mutual Fund	-	18,560
Interest	(535)	113
Investment in FD/Term Deposits/Lease	(4,888)	254
Net Cash Generation from Investing Activities	(8,256)	5,314
C. Cashflow From Financing Activities		
Interest Paid on Borrowings	(1,016)	(2,145)
Borrowings Taken / (Repayment) net of repayments **	(9,380)	(3,914)
Principal Repayment of lease liability	(52)	(50)
Net Cash Generation from Financing Activities	(10,448)	(6,109)
Net Increase/(decrease) in Cash & Cash Equivalents (A+B+C)	(6,983)	10,161
Cash & Cash Equivalent at the beginning of the year	11,901	1,741
Cash & Cash Equivalent at the end of the year	4,918	11,901
Cash & Cash Equivalent include	As on 31 st March 21	As on 31 st March 20
Cash Balance	1,468	5,187
Bank Balance	335	4,080
Deposits - Free Maturity within 3 months	2,910	2,654
Cash & Cash Equivalent Reported	4,913	11,901

Notes: Previous years' figures are regrouped wherever necessary.
Cash Flow Statement referred in our report of even date.

For A.K. Bhattacharya & Co.
Chartered Accountants
(Firm Registration No. - 329433E)

A.K. Bhattacharya
Proprietor
Membership No.-065860

Place - Kolkata
Date -

For Indian Cable Net Co. Ltd.
(U9232WB1999PLC025753)

Agarwal
Bhendra Kumar Agarwal
Whole Time Director
DIN-00569816

Kishore
Laxmi Kishore Kishore
Company Secretary

Bhesh Kumar Sethiya
Whole Time Director
DIN-00345698

Alu
Ajay Kumar Singh
CFO



INDIAN CABLE NET COMPANY LIMITED

Consolidated financial statements for the year ended 31st March 2021

Statement of Change in Equity for the year ended 31st March 2021

(₹) in Lakhs

Particulars	Equity Share Capital	Other Equity				Non Controlling Interests	Total
		Securities Premium Reserve	Retained Earnings	Cash Flow Hedge Reserve	Total Other Equity		
Balance at 1st April 2019	8,640	18,968	13,769	-	34,737	1,415	44,792
Changes in Equity Share Capital	-	-	-	-	-	-	-
Profit for the year	-	-	(786)	-	(786)	(92)	(878)
Other Comprehensive Income	-	-	(47)	-	(47)	-	(47)
Total Comprehensive Income for the year	-	-	(832)	-	(832)	(92)	(925)
Balance at 31st March 2020	8,640	18,968	14,937	-	33,905	1,323	43,868
Balance at 1st April 2020	8,640	18,968	14,937	-	33,905	1,323	43,868
Changes in Equity Share Capital	-	-	-	-	-	-	-
Profit for the year	-	-	899	-	899	19	918
Other Comprehensive Income	-	-	18	-	18	-	18
Total Comprehensive Income for the year	-	-	918	-	918	19	937
Balance at 31st March 2021	8,640	18,968	15,854	-	34,622	1,342	44,864

Statement of change in equity referred in our report of even date.

For A.K. Bhalotia & Co.
Chartered Accountants
(Firm Registration No. - 329475E)

A.K. Bhalotia
Proprietor
Membership No.-0683860

Place - Kolkata
Date -

For Indian Cable Net Co Ltd
(U92132WB1995PL0025754)

S. Kumar
Suresh Kumar Agatwala
Whole Time Director
DIN-00569816

S. Singh
Saxena Singh Karna
Company Secretary

S. Kumar
Suresh Kumar Sethiya
Whole Time Director
DIN-00349098

A. Singh
Anil Kumar Singh
CFO



INDIAN CABLE NET COMPANY LIMITED

Notes to Consolidated Financial statements for the year ended 31st March 2021

1 Corporate Information

Indian Cable Net Company Limited (hereinafter referred to as "the company" or "ICNCL" or the "the Holding Company" or " the Parent Company") together with its Subsidiaries Indinet Service Private Limited and Siti Maurya Cablo Net Private Limited collectively referred to as a "the Group" are engaged in distribution of television channels through digital cable distribution network, primary internet (Broadband) and allied services. The company is an Unlisted Public Limited Company incorporated and domiciled in India and has a registered office at Kolkata in the state of West Bengal, India.

2 Basis of Preparation

(a) Statement of Compliance

The financial statements have been prepared in accordance with the Indian Accounting Standards (Ind AS) as prescribed by Ministry of Corporate Affairs pursuant to Section 133 of the Companies Act, 2013 ("Act") read with relevant rules of the Companies (Accounts) Rules, 2014 read with companies (Indian Accounting Standard) Rules as amended from time to time.

(b) Principles of Consolidation

The consolidated financial statements include the financial statements of the Holding Company, its subsidiaries and associate (collectively referred to as "The Group").

In preparing the consolidated financial statements, financial statements of the Holding Company, its subsidiaries have been combined on a line by line basis by adding the book values of the like items of assets, liabilities, income and expenses after eliminating intra-group balances / transactions and unrealised profits in full. The amount shown in respect of reserves comprise the amount of the relevant reserves as per the balance sheet of the Parent Company and its share in the post acquisition increase in the relevant reserves of the consolidated entities.

The excess/deficit of cost to the Parent Company of its investment over its portion of net worth in the consolidated entities at the respective dates on which the investment in such entities was made is recognised in the financial statements as goodwill/capital reserve. The Parent Company's portion of net worth in such entities is determined on the basis of book value of assets and liabilities as per the financial statements of the entities as on the date of investment and if not available, the financial statements for the immediately preceding period adjusted for the effects of significant changes.

Uncontrolling Interest in subsidiaries represents the minority shareholders proportionate share of the net assets and net income.

Uncontrolling interest in net profit of consolidated subsidiaries for year has been identified and adjusted against the income in order to arrive at the net income attributable to the shareholders of the company. Their share of net assets has been identified and presented in the consolidated balance sheet separately. Where accumulated losses attributable to the minorities are in excess of their equity, in the absence of the contractual obligation on the minorities, the same have been attributed to the shareholder of the Holding Company.

(c) Basis of Measurement


The financial statements have been prepared on historical cost basis, except for following :

- a) Financial assets and liabilities (including derivative instruments) that is measured at Fair value/ Amortised cost;
- b) Non-current assets held for sale – measured at the lower of the carrying amounts and fair value less cost to sell;
- c) Defined benefit plans – plan assets measured at fair value;

(d) Functional and Presentation Currency

The Financial Statements have been presented in Indian Rupees (INR), which is also the Group's functional currency. All financial information presented in INR has been rounded off to the nearest lakhs as per the requirements of Schedule III, unless otherwise stated.

The accounting policies adopted in the preparation of financial statements are consistent with those of previous year, unless otherwise mentioned, and are explained below-



INDIAN CABLE NET COMPANY LIMITED

Notes to Consolidated financial statements for the year ended 31st March 2021

3 Summary of Significant Accounting Policies

(a) Use of estimates and Critical accounting judgements

The preparation of financial statements in conformity with Indian Accounting Standard (Ind AS) requires management to make estimates and assumptions that affect the reported amounts of assets and liabilities and the disclosure of contingent assets and liabilities on the date of the financial statements and reported amounts of Income and Expenses during the period. Actual results could differ from those estimates. Any revision to accounting estimates is recognized prospectively in current or future periods. The most significant techniques for estimation are described in the accounting policies below. Critical accounting judgments and the key sources of estimation or uncertainty in applying the Group's accounting policies arise in relation to the following and also in relation to other accounting policies as stated elsewhere:

(i) **Property, Plant and Equipment:** Land and buildings held for use in the production or supply of goods or services, or for administrative purposes, are stated in the balance sheet at cost /deemed less accumulated depreciation and accumulated impairment losses. Leasehold Land is amortised over the period of useful life. Fixtures and equipment are stated at cost less accumulated depreciation and accumulated impairment losses.

(ii) **Intangible Asset:** Network Assets, Software and VC Cards are included in the Balance sheet as an intangible asset where they are clearly linked to long term economic benefits of the Group. In this case they are measured initially at purchase cost and then amortised on a straight-line basis over their estimated useful lives. Intangible assets acquired in a business combination (Goodwill) are reported at cost less accumulated impairment losses, if any.

(iii) **Revenue Recognition:** The Carriage, Marketing and Placement income is recognised in the Statement of Profit and Loss on the basis of contract with the broadcasters. Since this is a continuing service, therefore in few cases the income is recognised following the trend of past basis in the absence of agreement pending renewal.

(iv) Claims, Provisions and Contingent Liabilities

The Group has ongoing litigations with various regulatory authorities and third parties. Where an outflow of funds is believed to be probable and a reliable estimate of the outcome of the dispute can be made based on management's assessment of specific circumstances of each dispute and relevant external advice, management provides for its best estimate of the liability. Such accruals are by nature complex and can take number of years to resolve and can involve estimation uncertainty. Information about such litigations is provided in notes to the financial statements.

(v) Uncertainties relating to the global health pandemic from COVID-19:

The Group has considered the possible effects that may result from the pandemic relating to COVID-19 on the carrying amounts of receivables, unbilled revenues and investment in subsidiaries. In developing the assumptions relating to the possible future uncertainties in the global economic conditions because of this pandemic, the Group, as at the date of approval of these financial statements has used internal and external sources of information including credit reports and related information, economic forecasts. The Group has performed sensitivity analysis on the assumptions used and based on current estimates expects the carrying amount of these assets will be recovered. The impact of COVID-19 on the Group's financial statements may differ from that estimated as at the date of approval of these financial statements.

(b) Property, Plant and Equipment

(i) Recognition and Measurement

Property, Plant and Equipment is recognised at cost less accumulated depreciation or impairment losses if any, incurred to bring the asset to the present condition and location. The cost of fixed assets comprises its purchase price net of any trade discounts and rebates, any import duties and other taxes (other than those subsequently recoverable from the tax authorities), any directly attributable expenditure on making the asset ready for its intended use and interest on borrowings attributable to acquisition of qualifying fixed assets up to the date the asset is ready for its intended use.

The cost of a self-constructed item of property, plant and equipment comprises the cost of materials, direct labour and any other costs directly attributable to bringing the item to its intended working condition and estimated costs of dismantling, removing and restoring the site on which it is located, wherever applicable.



INDIAN CABLE NET COMPANY LIMITED

Notes to Consolidated financial statements for the year ended 31st March 2021

If significant parts of an item of property, plant and equipment have different useful lives, then they are accounted for as separate items (major components) of property, plant and equipment.

The items of spare parts, stand-by equipments and servicing equipments that satisfy the definition and recognition criteria of Property, Plant and Equipment is classified under Capital work in progress. Capital Work in progress comprises of the cost of fixed assets that are not put to use at the reporting date.

Set top boxes are treated as part of Capital Work In Progress till at the end of the month of activation, after which the same are depreciated.

(ii) **Depreciation on Tangible Assets**

Depreciation on tangible assets is provided on straight line method over the useful lives of assets estimated by the Management. Depreciation for assets purchased / sold during the period is proportionately charged. Leasehold land is amortized over the effective period of lease. The details of estimated life for each category of asset are as follows:

<u>Asset</u>	<u>Estimated useful life based on SLM</u>
Buildings	60 years
Computers and Data Processing Equipment	3 years
Plant and Machinery	8/ 15 years
Set Top Boxes	8 years
Furniture and Fixtures	10 years
Vehicles	8 years
Studio Equipments	13 years
Office Equipments	5 years
Softwares which are an integral part of Property, Plant and Equipment	6 years

(iii) **Disposal of Assets**

An item of property, plant and equipment is derecognized upon disposal or when no future economic benefits are expected to arise from the continued use of the asset. Any gain or loss arising on the disposal or retirement of an item of property, plant and equipment is determined as the difference between net disposal proceeds and the carrying amount of the asset and is recognized in the statement of profit and loss.

(iv) **Reclassification to Investment Property**

When the use of a property changes from owner-occupied to investment property, the property is reclassified as investment property at its carrying amount on the date of reclassification.

(c) **Intangible Assets**

Goodwill

Goodwill acquired on business combination is measured on initial recognition at cost. Following initial recognition, intangible assets are carried at cost less accumulated impairment losses, if any.

Other Intangible Asset

Other Intangible Assets acquired separately are measured on initial recognition at cost. Following initial recognition, intangible assets are carried at cost less accumulated amortisation and accumulated impairment losses, if any.

<u>Asset</u>	<u>Estimated useful life based on SLM</u>
Network Assets	10 years
Software and VC Cards	6 years

(d) **Investment Property**

Investment property is property held either to earn rental income or for capital appreciation or for both, but not for sale in the ordinary course of business, use in the production or supply of goods or services or for administrative purposes. Upon initial recognition, an investment property is measured at cost. Subsequent to initial recognition, investment property is measured at cost less accumulated depreciation and accumulated impairment losses, if any.



INDIAN CABLE NET COMPANY LIMITED

Notes to Consolidated financial statements for the year ended 31st March 2021

The management believes a period of 60 years as representing the best estimate of the period over which investment properties (which are quite similar) are expected to be used. Accordingly, the Group depreciates investment properties over a period of 60 years on a straight-line basis.

Investment properties are derecognized either when they have been disposed of or when they are permanently withdrawn from the use and no future economic benefit is expected from their disposal. The net difference between the net disposal proceeds and the carrying amount of the asset is recognized in profit or loss in the period of derecognition.

Though the Group measures investment property using cost based measurement, the fair value of investment property is disclosed in the notes. Fair values are determined based on evaluation performed by an accredited external independent valuer. The Group has obtained valuation report for the Fair Valuation of the same.

(e) Investment in equity instruments

The Group measures its equity investments at fair value through Profit and Loss account.

(f) Non-current assets (or disposal groups) held for sale and discontinued operations

Non-current assets (or disposal groups) are classified as held for sale if their carrying amount will be recovered principally through a sale transaction rather than through continuing use and a sale is considered highly probable. They are measured at the lower of the carrying amount and the fair value less cost to sell.

An impairment loss is recognized for any initial or subsequent write-down of the asset (or disposal group) to fair value less costs to sell. A gain is recognized for any subsequent increases in fair value less costs to sell of an asset (or disposal group), but not in excess of any cumulative impairment loss previously recognized. A gain or loss not previously recognized by the date of the sale of the non-current asset (or disposal group) is recognized at the date of de-recognition.

Non-current assets (including those that are part of a disposal group) are not depreciated or amortized while they are classified as held for sale. Non-current assets (or disposal group) classified as held for sale are presented separately in the balance sheet. Any profit or loss arising from the sale or remeasurement of discontinued operations is presented as part of a single line item in statement of profit and loss.

(g) Impairment of Assets

(i) Financial Assets

For the purpose of computation of expected credit loss, the Group has analysed the trend of provisions for doubtful debts created in earlier years and has also considered the fact that the Group has revenue from DAS customers which has been booked as per prepaid model of billing. The expected credit loss has been computed on basis of recoverability (after analysing each head separately) for DAS customers. Further, the Group has analysed expected credit loss separately for carriage revenue customer (including Marketing & Placement income customers) and other than carriage revenue customer primarily because the characteristics and historical losses trend was different in these two streams.

(ii) Non-Financial Assets

The Carrying amount of the fixed assets are reviewed at each balance sheet date in accordance with Indian Accounting Standard-36 on "Impairment of Assets" prescribed by the Companies (Indian Accounting Standard) rules, as amended from time to time, to determine whether there is any indication of impairment. Impairment test is performed for an individual asset, unless asset does not generate cash flows that are largely independent. Otherwise the assets are tested for Cash Generating Units (CGUs). An Impairment loss is recognised in the Statement of Profit and Loss if the assets or CGUs carrying amount exceeds the greater of Fair value less cost or Value in use. Reversal of Impairment are recognised, (except Goodwill) through Statement of Profit and Loss except those routed through reserves.

(h) Leases

Where the Group is a lessor

Leases in which the Group does not transfer substantially all the risks and benefits of ownership of the asset are classified as operating leases. Assets subject to operating leases are included in Property, Plant and Equipment. Lease income on an operating lease is recognized in the statement of profit and loss on monthly rental basis, wherever applicable over the lease term.

[Handwritten signatures]



INDIAN CABLE NET COMPANY LIMITED

Notes to Consolidated financial statements for the year ended 31st March 2021

Where the Group is a lessee

The Group's lease asset classes primarily consist of leases for premises. The Group assesses whether a contract contains a lease, at inception of a contract. A contract is, or contains, a lease if the contract conveys the right to control the use of an identified asset for a period of time in exchange for consideration. To assess whether a contract conveys the right to control the use of an identified asset, the Group assesses whether: (1) the contract involves the use of an identified asset, (2) the Group has right to receive substantial economic benefits from use of the asset throughout the period of the lease and (3) the Group has the right to direct the use of the asset throughout the period of use. At the date of commencement of the lease, the Group recognizes a right-of-use asset ("ROU") and a corresponding lease liability for all lease arrangements in which it is a lessee, except for leases with a term of twelve months or less (short-term leases) and low value leases. For these short-term and low value leases, the Group recognizes the lease payments as an operating expense on a straight-line basis over the term of the lease. Certain lease arrangements include the options to extend or terminate the lease before the end of the lease term. ROU assets and lease liabilities include these options when it is reasonably certain that they will be exercised. ROU assets are initially recognized at cost, which comprises the initial amount of the lease liability adjusted for any lease payments made at or prior to the commencement date of the lease plus any initial direct costs less any lease incentives. They are subsequently measured at cost less accumulated depreciation and impairment losses. ROU assets are depreciated from the commencement date on a straight-line basis over the shorter of the lease term and useful life of the underlying asset. ROU assets are evaluated for recoverability whenever events or changes in circumstances indicate that their carrying amounts may not be recoverable. For the purpose of impairment testing, the recoverable amount (i.e. the higher of the fair value less cost to sell and the value-in-use) is determined on an individual asset basis unless the asset does not generate cash flows that are largely independent of those from other assets. In such cases, the recoverable amount is determined for the Cash Generating Unit (CGU) to which the asset belongs. The lease liability is initially measured at amortized cost at the present value of the future lease payments. The lease payments are discounted using the interest rate implicit in the lease or, if not readily determinable, using the incremental borrowing rates in the country of domicile of the leases. Lease liabilities are remeasured with a corresponding adjustment to the related right of use asset if the Group changes its assessment of whether it will exercise an extension or a termination option. Lease liability and ROU asset have been separately presented in the Balance Sheet and lease payments have been classified as financing cash flows.

The discount rate is generally based on the incremental borrowing rate specific to the lease being evaluated or for a portfolio of leases with similar characteristics.

(i) **Inventories**

Inventories are valued as follows-

Stock in trade & Stores and spares valued at cost on weighted average method or at net realisable value whichever is lower.

Net realisable value is the estimated selling price in the ordinary course of business, less estimated costs of completion and estimated costs necessary to make the sale.

(j) **Revenue Recognition**

Revenue is recognised on the basis of approved contracts regarding the transfer of goods or services to a customer for an amount that reflects the consideration to which the entity expects to be entitled in exchange for those goods or services.

Revenue is measured at the fair value of consideration received or receivable taking into account the amount of discounts, rebates, outgoing taxes on sales of goods or services

(i) **Subscription Income from Cable Service**

Subscription Income from Cable Service (net of applicable taxes and duties) are recognized on accrual basis from the date of commencement of supply at the signal injection point(s) of the customers as per schedule of rates.



[Handwritten signatures]

INDIAN CABLE NET COMPANY LIMITED

Notes to Consolidated financial statements for the year ended 31st March 2021

(ii) Income From Activation Of Services

The Group has adopted Ind AS 115 (revised) and accordingly these financial statements are prepared in accordance with recognition and measurement principals laid down in Ind AS 115 "Revenue from Contracts with Customers". In pursuance of the same, Income from activation of digital cable services is recognised as revenue over the initial contract period.

(iii) Carriage, Marketing & Placement Income

Carriage, Marketing and Placement Income is recognized on accrual basis over the terms of related agreement/ negotiations provided that there is no significant uncertainty regarding the realisable amount of consideration.

(iv) Other Services

- i) Income from insertion of advertisements is recognized on accrual basis from the date(s) of insertion of advertisements based on the terms specified in the release orders.
- ii) Income from rendering technical services is recognized on accrual basis.
- iii) Income from fiber leasing is recognized on accrual basis as per terms of the respective contracts.

(v) Lease Income

Lease income from supply of set top boxes is recognised on accrual basis as per terms of agreement of lease. Rental Income from Investment Property is recognised as per the respective lease agreements.

(vi) Sales of goods

Revenue from sale of goods is recognized when no significant uncertainties exist regarding the amount of consideration that will be derived and risks and rewards of ownership of the goods have been passed to the buyer, usually on delivery of the goods. The Group collects Goods and Service Tax (GST) on behalf of the government and, therefore, these are not economic benefits flowing to the Group. Hence, they are excluded from revenue. Revenue from High sea Sales are being recognised on transfer of title of goods to the customers.

(k) Borrowing Costs

Borrowing Costs are the interest or the other cost which the entity incurs in connection with the borrowing of the funds. These include interest expense calculated using the Effective interest method as per Ind AS 109. Borrowing cost which are directly attributable to the acquisition, construction or production of a "Qualifying Asset" are included in the cost of the asset when it is probable that they will result in the future economic benefit to the entity and it's cost can be measured reliably.

(l) Foreign Currency Transaction

Transaction in foreign currency is recorded at the rate of exchange prevailing on the transaction date (s). Transaction remaining unsettled, is translated at the rate prevailing at the end of the financial year. The exchange rate difference arising there-from are adjusted in the Statement of Profit & Loss.

(m) Cash Flow Hedge

A Cash Flow Hedge is used when an entity is looking to eliminate or reduce the exposure that arises from changes in the cash flows of a financial asset or liability (or other eligible exposure) due to changes in a particular risk. The accounting of derivative instruments is made on commitment date rather than on settlement date. The Cash flow hedge is marked to market on the reporting date and the Cash flow hedge reserve is shown under Other Equity. The effective portion of Cash flow hedge is transferred to Other Comprehensive Income and the ineffective portion is transferred to Statement of Profit and Loss account.



INDIAN CABLE NET COMPANY LIMITED

Notes to Consolidated financial statements for the year ended 31st March 2021

(n) Financial Instruments

A financial instrument is any contract that gives rise to a financial asset of one entity and a financial liability or equity instrument of another entity.

(i) Recognition and initial measurement

Financial assets and financial liabilities are recognised when the Group becomes a party to the contractual provisions of the instrument. Financial assets and liabilities are initially measured at fair value. The transaction costs that are directly attributable to the acquisition or issue of financial assets and financial liabilities (other than financial assets and financial liabilities at fair value through Profit or Loss) are added to or deducted from the fair value measured on initial recognition of financial asset or financial liability. The transaction costs directly attributable to the acquisition of financial assets and financial liabilities at fair value through Profit and Loss are immediately recognised in the Statement of Profit and Loss.

Effective interest method

The effective interest method is a method of calculating the amortised cost of a financial instrument and of allocating interest income or expense over the relevant period. The effective interest rate is the rate that exactly discounts future cash receipts or payments through the expected life of the financial instrument, or where appropriate, a shorter period.

Compound Financial Instruments

Separation of instrument into its liability and Equity component is made at the time of initial recognition. The fair value of liability component establishes its initial carrying amount which is then deducted from the fair value of the instrument as a whole to arrive at the residual amount being recognised as the equity component. The fair value of the liability component at the initial recognition is the Present value of the contractual stream of future cash flow discounted at the market rate of interest that would have been applied to the instrument of comparable credit quality with substantially the same cash flow.

(ii) Classification and subsequent measurement

Financial Assets

Financial assets carried at amortised cost

A financial asset is subsequently measured at amortised cost if it is held within a business model whose objective is to hold the asset in order to collect contractual cash flows and the contractual terms of the financial asset give rise on specified dates to cash flows that are solely payments of principal and interest on the principal amount outstanding.

Financial assets at fair value through other comprehensive income

A financial asset is subsequently measured at fair value through other comprehensive income if it is held within a business model whose objective is achieved by both collecting contractual cash flows and selling financial assets and the contractual terms of the financial asset give rise on specified dates to cash flows that are solely payments of principal and interest on the principal amount outstanding.

Financial assets at fair value through profit or loss

A financial asset which is not classified in any of the above categories are subsequently fair valued through profit or loss.

Financial liabilities


Financial liabilities are subsequently carried at amortised cost using the effective interest method. For trade and other payables maturing within one year from the balance sheet date, the carrying amounts approximate fair value due to the short maturity of these instruments.

(iii) Derecognition of Financial Liabilities

The group derecognises financial liabilities when, and only when, the groups's obligations are discharged, cancelled or they expire.

(iv) Offsetting Financial instruments

Financial assets and liabilities are offset and the net amount reported in the balance sheet when there is a legally enforceable right to offset the recognized amounts and there is an intention to settle on a net basis or realize the asset and settle the liability simultaneously. The legally enforceable right must not be contingent on future events and must be enforceable in the normal course of business and in the event of default, insolvency or bankruptcy of the counterparty.





INDIAN CABLE NET COMPANY LIMITED

Notes to Consolidated financial statements for the year ended 31st March 2021

(o) Retirement benefit costs

Payments to defined contribution plans are charged as an expense as they fall due. Payments made to state managed retirement benefit schemes are dealt with as payments to defined contribution schemes where the Groups obligations under the schemes are equivalent to those arising in a defined contribution retirement benefit scheme. For defined benefit retirement schemes, the cost of providing benefits is determined using the Projected Unit Credit Method, with actuarial valuation being carried out at each balance sheet date. Re-measurement gains and losses of the net defined benefit liability/ (asset) are recognised immediately in other comprehensive income. The service cost, net interest on the net defined benefit liability/ (asset) is treated as a net expense within employment costs. Past service cost is recognised as an expense when the plan amendment or curtailment occurs or when any related restructuring costs or termination benefits are recognised, whichever is earlier. The retirement benefit obligation recognised in the balance sheet represents the present value of the defined-benefit obligation as reduced by the fair value plan assets.

(p) Taxation

Tax expense for the year comprises current and deferred tax.

The tax currently payable is based on taxable profit for the reporting period. Taxable profit differs from net profit as reported in the Statement of Profit and Loss because it excludes items of income or expense that are taxable or deductible in other years and it further excludes items that are never taxable or deductible. The group's liability for current tax is calculated using tax rates and tax laws that have been enacted.

Deferred tax is the tax expected to be payable or recoverable on differences between the carrying amounts of assets and liabilities in the financial statements and the corresponding tax bases used in the computation of taxable profit, and is accounted for using the balance sheet liability method. Deferred tax liabilities are generally recognised for all taxable temporary differences. In contrast, deferred tax assets are only recognised to the extent that it is probable that future taxable profits will be available against which the temporary differences can be utilised.

Deferred tax is calculated at the tax rates that are expected to apply in the period when the liability is settled or the asset is realised based on the tax rates and tax laws that have been enacted or substantially enacted by the end of the reporting period.

(q) Cash and cash equivalents

Cash and cash equivalents include cash in hand, e-wallet balance, deposits held at call with banks and other short term deposits including the Bank Overdraft.

(r) Provisions and Contingent Liabilities

(i) General

Provisions are recognised in the balance sheet when the Group has a present obligation (legal or constructive) as a result of a past event, which is expected to result in an outflow of resources embodying economic benefits which can be reliably estimated. Each provision is based on the best estimate of the expenditure required to settle the present obligation at the balance sheet date. When appropriate, provisions are measured on a discounted basis.

Constructive obligation is an obligation that derives from an entity's actions where:

- (a) by an established pattern of past practice, published policies or a sufficiently specific current statement, the entity has indicated to other parties that it will accept certain responsibilities; and
- (b) as a result, the entity has created a valid expectation on the part of those other parties that it will discharge those responsibilities.

When some or all of the economic benefits required to settle a provision are expected to be recovered from a third party, a receivable is recognised as an asset if it is virtually certain that reimbursement will be received and the amount of the receivable can be measured reliably.

(ii) Contingent Liabilities

A disclosure for contingent liabilities is made where there is a possible obligation or a present obligation that may probably not require an outflow of resources. When there is a possible or a present obligation where the likelihood of outflow of resources is remote, no provision or disclosure is made.





INDIAN CABLE NET COMPANY LIMITED

Notes to Consolidated financial statements for the year ended 31st March 2021

(s) Earnings Per Share

Basic earnings per share is computed by dividing profit or loss attributable to equity shareholders by the weighted average number of equity shares outstanding during the period. The group did not have any potentially dilutive securities in any of the periods presented.

(t) Segment Reporting

The group is a Multi System Operator providing Cable Television Network Services, Broadband Services and Other Related services which is considered as the only reportable segment. The groups operations are based in India.



INDIAN CABLE NET COMPANY LIMITED

Notes to Consolidated financial statements for the year ended 31st March 21

Note 4 : PROPERTY, PLANT & EQUIPMENT & CAPITAL WORK IN PROGRESS

Particulars	Leasehold Land	Building	Plant and equipment	Computers	Office equipment	Furniture and fixtures	Vehicles	Set Top Boxes	Set top boxes (Under Lease)	Right of Use Assets	Total
Year ended 31 March 2020											
Gross Carrying Amount as on 01 April 2019	4,697	3,537	14,182	529	217	1,446	192	42,623	1,423	-	68,847
Additions	-	555	301	17	83	301	19	1,972	-	593	3,540
Disposals	-	-	-	-	-	-	(6)	(1,019)	-	0	(1,025)
Transfer to investment property	-	(132)	-	-	-	-	-	-	-	0	(132)
Elimination	-	-	-	-	-	-	-	-	-	(421)	(421)
Closing Gross Carrying Amount	4,697	3,405	14,737	546	300	1,747	204	43,577	1,423	172	70,809
Accumulated Depreciation											
Opening Accumulated Depreciation	273	82	6,193	438	135	260	63	17,557	1,076	-	26,097
Depreciation charge during the year	68	57	1,281	37	32	152	23	5,204	175	340	7,368
Disposals	-	-	-	-	-	-	(3)	(969)	-	-	(972)
Transfer to investment property	-	(3)	-	-	-	-	-	-	-	-	(3)
Elimination	-	-	-	-	-	-	-	-	-	(281)	(281)
Closing Accumulated Depreciation	341	135	7,473	495	166	412	84	21,791	1,251	59	32,209
Net Carrying Amount as on 31 March 2020	4,356	3,270	7,264	51	134	1,335	120	21,785	172	113	38,600
Year ended 31 March 2021											
Opening Gross Carrying Amount as on 01 April 2020	4,697	3,405	14,737	546	369	1,747	204	43,577	1,423	172	70,809
Additions	-	-	1,513	22	16	0	19	891	98	8	2,568
Disposals	-	-	(1,698)	(181)	(2)	-	(4)	(162)	-	-	(2,047)
Closing Gross Carrying Amount	4,697	3,405	14,552	387	314	1,747	220	44,306	1,521	180	73,329
Accumulated Depreciation and Impairment											
Opening Accumulated Depreciation	341	135	7,473	495	166	412	84	21,791	1,251	59	32,209
Depreciation charge during the year	68	54	1,243	18	37	167	25	4,984	160	59	6,817
Disposals	-	-	(733)	(173)	(0)	-	(2)	(146)	-	-	(1,055)
Closing Accumulated Depreciation and Impairment	409	190	7,984	340	204	579	107	25,629	1,432	118	37,971
Net Carrying Amount as on 31 March 2021	4,288	3,216	6,568	47	111	1,168	113	17,677	109	62	33,359

Note (a) : CWIP- Rs 2803 (P Y Rs 1790 lakhs) lakhs, consists - Set Top Boxes Rs 2107 (P Y Rs 1222 lakhs) lakhs, OTT Software Development - Rs 122 (P Y Rs 37 lakhs) lakhs, Building Development Rs 9 (P Y Rs 9 lakhs) lakhs and Networking material Rs 564 (P Y Rs 522 lakhs) lakhs

Note (b): Refer note no. 65 for information on property, plant and equipment pledged as securities by the Company.



Handwritten signatures and initials: *NA*, *SA*, *CP*

INDIAN CABLE NET COMPANY LIMITED

Notes to Consolidated financial statements for the year ended 31st March 2021

Note 5 : INVESTMENT PROPERTY		₹ in Lakhs
PARTICULARS	INVESTMENT PROPERTY	
Year ended 31 March 2020		
Gross Carrying Amount as on 01 April 2019	6,745	
Additions	-	
Transfer from Property, plant & equipment	132	
Closing Gross Carrying Amount	6,877	
Accumulated amortisation and impairment		
Opening Accumulated Amortisation	160	
Additions	107	
Transfer from Property, plant & equipment	3	
Closing Accumulated Amortisation and Impairment	270	
Closing Net Carrying Amount as on 31 March 2020	6,607	
Year ended 31 March 2021		
Gross Carrying Amount as on 01 April 2020	6,877	
Additions	-	
Transfer from Property, plant & equipment	-	
Closing Gross Carrying Amount	6,877	
Accumulated amortisation and impairment		
Opening Accumulated Amortisation	270	
Additions	109	
Transfer from Property, plant & equipment	-	
Closing Accumulated Amortisation and Impairment	379	
Closing Net Carrying Amount as on 31 March 21	6,498	

Notes:

1. Information regarding income and expenditure of Investment Property ₹ in Lakh

Particulars	For the year ended	For the year ended
	31-Mar-21	31-Mar-20
Rental income derived from investment properties	456	493
Direct operating expenses that Generated rental income	-	-
Direct operating expenses that did not Generated rental income	-	-

2. The management has determined that the investment property consists of Building - based on the nature, characteristics and risks of each property. The Company's investment properties consist of a portion of its building situated at Kolkata on the basis of present / intended use.

3. Refer note no. 66 for information on investment property pledged as securities by the Company.

4. The Fair Valuation of Investment Property as on 31st March 2021 was Rs 16045 lakhs (P Y Rs 15963 lakhs) as assessed by independent valuer.

[Handwritten signature]

[Handwritten signature]



INDIAN CABLE NET COMPANY LIMITED

Notes to Consolidated financial statements for the year ended 31st March 2021

Note 6 : GOODWILL & OTHER INTANGIBLE ASSETS

₹ in Lakhs

PARTICULARS	GOODWILL	OTHER INTANGIBLE ASSETS				TOTAL OTHER INTANGIBLE ASSETS
		DISTRIBUTION NETWORK ASSETS	VC CARDS	SOFTWARE	LICENCES	
Year ended 31 March 2020						
Gross Carrying Amount as at 01 April 2019	4,213	15,371	3,547	823	32	19,773
Additions	-	-	9	-	-	9
Disposal	-	-	(7)	-	-	(7)
Closing Gross Carrying Amount	4,213	15,371	3,550	823	32	19,775
Accumulated Depreciation						
Opening Accumulated Depreciation	2,107	7,685	2,348	458	4	10,496
Addition	-	1,537	382	115	1	2,035
Disposal	-	-	(5)	-	-	(5)
Closing Accumulated Depreciation	2,107	9,222	2,724	574	6	12,526
Closing Net Carrying Amount	2,107	6,149	825	249	26	7,249
Year ended 31 March 2021						
Gross Carrying Amount as at 01 April 2020	4,213	15,371	3,550	823	32	19,775
Opening Gross Carrying Amount	-	-	8	250	-	258
Additions	-	-	(15)	(644)	0	(659)
Disposal	-	-	-	-	-	-
Closing Gross Carrying Amount	4,213	15,371	3,543	429	32	19,374
Accumulated Depreciation						
Opening Accumulated Depreciation	2,107	9,222	2,724	574	6	12,526
Additions	-	1,537	332	118	2	1,989
Disposal	-	-	(14)	(475)	-	(489)
Closing Accumulated Depreciation	2,107	10,760	3,042	217	7	14,026
Closing Net Carrying Amount	2,107	4,611	501	211	24	5,347

[Handwritten signatures]



INDIAN CABLE NET COMPANY LIMITED

Notes to Consolidated financial statements for the year ended 31st March 2021

	(₹) in Lakhs	
	March 31, 2021	March 31, 2020
7 Non-current investments (Trade, unquoted)		
Long term investments		
(Valued at cost unless stated otherwise)		
Investment in equity instruments		
125000 Nos (PY 125000 Nos) of Equity Share of Axon Communications and Cable TV Pvt Ltd (FV ₹ 10/-)	844	1,058
	<u>844</u>	<u>1,058</u>
8 Loans		
Security deposits - Unsecured, considered good	114	150
Loan to Fellow Subsidiary - Unsecured, considered good	4,812	-
	<u>4,926</u>	<u>150</u>
9 Other Non Current Financial Assets		
Margin money deposit (pledged) with statutory authorities	431	423
	<u>431</u>	<u>423</u>
10 Deferred Tax Assets (Net)		
Deferred tax liability		
Fixed assets: Impact of difference between tax depreciation and depreciation/ amortization charged for the financial reporting	729	-
Other timing differences	118	-
Gross deferred tax Liability	<u>847</u>	<u>-</u>
Deferred tax asset		
Impact of expenditure charged to the statement of profit and loss in the current year but allowed for tax purposes on payment basis	67	-
Provision for doubtful debts and advances	825	-
Other disallowances	85	-
Gross deferred tax asset	<u>977</u>	<u>-</u>
Net deferred tax asset/ (liabilities)	<u>130</u>	<u>-</u>
11 Others- Non Current Assets		
Prepaid Expenses	61	43
Capital Advances	244	197
Balances with Statutory Authority	407	405
	<u>712</u>	<u>645</u>
12 Inventories		
Set Top Box	-	0
Stores and spares	150	88
	<u>150</u>	<u>88</u>
13 Trade receivables		
Unsecured, considered good (Includes ₹ 335 lakhs (PY ₹ 883 lakhs) receivable from entities in which director is partner, member or director)	4,600	8,444
Unsecured, considered doubtful (Includes ₹ 160 lakhs (PY ₹ 188 lakhs) receivable from entities in which director is partner, member or director)	3,526	4,977
	<u>8,126</u>	<u>13,421</u>
Less: Provision for Expected Credit Loss	3,526	4,977
	<u>4,600</u>	<u>8,444</u>

[Handwritten signatures]



	(₹) in Lakhs	
	March 31, 2021	March 31, 2020
14 Cash and bank balances		
Cash and cash equivalents		
Cash in hand	1,468	5,187
(Includes Cheque In Hand Rs 1297 Lakh (CY) Rs 5013 Lakh (PY) and wallet balance/POS Balance Rs 106 Lakh (CY) and Rs 304 Lakh (PY))		
In current accounts	535	4,060
In deposit account (with maturity upto three months)	2,910	2,654
	<u>4,913</u>	<u>11,901</u>
15 Other Bank Balances		
In deposit account (with maturity upto twelve months)*	103	0
	<u>103</u>	<u>0</u>
*Pledged with bank against borrowings		
16 Loans		
Unsecured, considered good		
Advances to distribution companies	-	2
Less: Provision for doubtful advances	-	(2)
	<u>-</u>	<u>-</u>
17 Other Current Financial Assets		
Interest accrued and not due	404	3
Unbilled revenue	535	507
	<u>939</u>	<u>510</u>
18 Current Tax Assets/Liabilities (net)		
Current tax liabilities		
Provision for tax	1,543	1,659
Current tax assets		
Advance tax	2,724	2,649
	<u>1,181</u>	<u>990</u>
19 Other current assets		
Advance to Vendors	307	309
Advance to Related Parties	73	90
Balances with statutory authorities	365	947
Prepaid Expenses	495	420
	<u>1,240</u>	<u>1,766</u>
20 Share capital		
Authorised share capital		
88,010,000 Equity Shares of ₹ 10/- each	8,786	8,786
30540 Preference Shares of ₹ 100/- each	31	31
Total authorised capital	<u>8,816</u>	<u>8,816</u>
Issued share capital		
8,64,01,070 Equity Shares of ₹ 10/- each	8,640	8,640
(Out of above 313,10,000 Nos of equity shares of ₹ 10/- each allotted for consideration other than cash in pursuant to the scheme of amalgamation)		
Total issued capital	<u>8,640</u>	<u>8,640</u>
Subscribed and fully paid up capital		
	8,640	8,640
Total paid up capital	<u>8,640</u>	<u>8,640</u>

[Handwritten signature]

[Handwritten signature]



Reconciliation of the number of shares outstanding and the amount of share capital as at March 31, 2021 and March 31, 2020 are set out below

(i) Equity Shares

	31-Mar-21		31-Mar-20	
	Nos	₹ in Lakhs	Nos	₹ in Lakhs
At the beginning of the period	8,64,01,070	8,640	8,64,01,070	8,640
Outstanding at the end of the year	8,64,01,070	8,640	8,64,01,070	8,640

Terms & rights attached to equity shares

The Holding Company has only one class of equity shares having par value of ₹ 10 per share. Each holder of equity shares is entitled to one vote per share.

In the event of liquidation of the company, the holders of equity shares will be entitled to receive remaining assets of the company, after distribution of all preferential amounts. The distribution will be in proportion to the number of equity shares held by the shareholders.

Out of Equity shares issued by the Company, shares held by its holding company, ultimate holding company and their subsidiaries/ associates are as below:

Particulars	31-Mar-21		31-Mar-20	
	Nos	₹ in Lakhs	Nos	₹ in Lakhs
Equity Shares				
Holding Company -Siti Network Limited	5,18,31,000	5,183	5,18,31,000	5,183
Subsidiary of Holding Company- Central Bombay Cable Network Limited	30,000	3	30,000	3

Details of share holder holding more than 5% share as at March 31, 2021 and March 31, 2020

Name of Shareholder	Equity Shares			
	As at 31 st Mar 2021		As at 31 st March 2020	
	No. of Shares	% of Holding	No. of Shares	% of Holding
Siti Network Limited, Holding Company	5,18,31,000	59.99	5,18,31,000	59.99
Anurag Chirumar	52,36,357	6.06	52,36,357	6.06
Sunit Nihalani	54,54,347	6.31	54,54,347	6.31
Suresh Sethiya	54,51,007	6.31	54,51,007	6.31
Tinkari Dutta	52,44,586	6.07	52,44,586	6.07
Zafar Iqbal	52,25,596	6.05	52,25,596	6.05
Surendra Kumar Agarwal	52,19,377	6.04	52,19,377	6.04

21 Other Equity

Securities premium account

Balance at the beginning of the year
Balance at the end of the year

	₹ in Lakhs	
	March 31, 2021	March 31, 2020
	18,968	18,968
	18,968	18,968

Surplus/(Deficit) in the Statement of profit and loss

Balance at the beginning of the year
Add: Profit/(Loss) for the year
Other Comprehensive Income

	14,937	15,769
	899	(786)
	18	(47)
	15,854	14,937

Non-controlling interests

	1,342	1,323
	1,342	1,323

Balance at the end of the year

	34,822	33,905
--	--------	--------

(Handwritten signatures)



₹ in Lakhs

March 31, 2021 March 31, 2020

22 Non Current Financial Liabilities

Borrowings

(a) Term loans from banks

Term loans (Secured)

3,500 14,500

Term loan from Axis Bank carrying interest @ one year MCLR + 1.60 % p.a. , repayable in 4 half yearly installments, secured by the first and exclusive # equitable mortgage of land and building at Plot No.- XI/4, Block- EP & GP, Sector-V, Salt Lake, Kolkata-700091, exclusive security interest in the movable asset and entire current assets including receivable, both present and future and pledge of 29.99% shares of the company held by Siti Networks Ltd (Holding Company)

Term loans (Secured)

84

Term loan from Axis Bank carrying interest @ one year MCLR + 0.90 % p.a. , repayable in one quarterly installments , secured by the first and exclusive # equitable mortgage of land and building at Plot No.- XI/4, Block- EP & GP, Sector-V, Salt Lake, Kolkata-700091, exclusive security interest in the movable asset and entire current assets including receivable, both present and future.

3,500 14,584

23 Other Non-Current financial liabilities

Lease liabilities in respect of right of use assets

24 50

Security Deposit

344 260

Interest free deposits from customers

295 284

662 594

24 Non-Current Provisions

Provision for employee benefits

Provision for gratuity

131 131

Provision for compensated absences

136 134

Others- Provision for Churn STB's (Refer Note : 64)

222 154

490 419

25 Deferred tax liability (net)

Deferred tax liability

Fixed assets: Impact of difference between tax depreciation and depreciation/ amortization charged for the financial reporting

- 1,657

Other timing differences

- 172

Gross deferred tax liability

- 1,829

Deferred tax asset

Impact of Lease liability against Right to Use

- 4

Impact of expenditure charged to the statement of profit and loss in the current year but allowed for tax purposes on payment basis

- 65

Provision for doubtful debts and advances

- 1,228

Other disallowances

- 34

Gross deferred tax asset

- 1,331

Net deferred tax asset/ (liabilities)

- (498)

26 Other non-current liabilities

Deferred Income

179 140

179 140

[Handwritten signatures]



(₹) in Lakhs

March 31, 2021 March 31, 2020

27 Short-term borrowings

Overdraft from Axis Bank

1,703

(Secured by first charge on entire current assets of the company, both present and future and also secured by the first and exclusive equitable mortgage land and building at Plot No.- XI/4, Block- EP & GP, Sector-V, Salt Lake, Kolkata-700091, pledge of fixed deposit, held in the name of the company and personal guarantee of the directors)

Inter Corporate Deposit
Unsecured

From Related Parties

62

66

1,76566**28 Trade payables**

Total outstanding dues of creditors of micro enterprises, small enterprises and other enterprises (Refer Note No : 47)

11

94

Total outstanding dues of creditors other than of micro enterprises, small enterprises and other enterprises

10,74813,08410,76013,177**29 Other Current financial liabilities**

Lease Liability

46

72

Creditors for capital goods

1,478

1,209

Payable for Contractual Liabilities

30

79

Current maturities of long-term borrowings

3,084

4,200

Current maturities of finance lease obligations

0

1

Interest accrued but not due on borrowings

0

165

Book overdraft

7204,7105,727**30 Other Current Liabilities**

Unearned Income

2013

1923

Advances from customers

673

366

Payable for statutory liabilities

696

948

Other Advances

0

0

3,3823,237**31 Current Provisions**

Provision for employee benefits

Provision for gratuity

18

12

Provision for compensated absences

1373118


INDIAN CABLE NET COMPANY LIMITED

Notes to Consolidated financial statements for the year ended 31st March 2021

32 Revenue from operations

	(₹) in Lakhs	
	March 31, 2021	March 31, 2020
Sale of services		
Subscription income	31,528	33,178
Advertisement income	5,037	3,976
Carriage income	4,887	6,491
Activation and Set top boxes pairing charges	107	245
Subscription Income - Internet	8,300	7,168
Other operating revenue		
Sale of traded goods*	926	1,118
Lease rental charges	128	230
Other networking and management income	567	742
Rental Income	456	493
Other Operating Income	445	362
	52,381	54,004

* Details of sale of traded goods

Set top box and viewing cards	817	1,086
Store and spares	109	32
	926	1,118

33 Other income

Interest income on		
Bank deposits	100	46
Others	435	67
Bad Debt Recovered	11	-
Excess provisions written back	821	234
Profit on sale of Investment	-	259
Net gain of Fair value of investments through P&L	-	70
Other non-operating income	388	425
	1,755	1,100

34 Cost of materials consumed-stores and spares

Opening stock	88	109
	88	109
Add : Purchases during the year	79	8
	168	117
Less: Transferred to CWIP	1	-
Less: Transferred to fixed assets	-	-
	167	117
Less : Closing stock	114	88
	53	28

[Handwritten signatures]



INDIAN CABLE NET COMPANY LIMITED

Notes to Consolidated financial statements for the year ended 31st March 2021

	(₹) in Lakhs	
	March 31, 2021	March 31, 2020
35 Cost/Purchase of Goods Sold		
Set top box and viewing cards and stores and spares	791	1,007
	<u>791</u>	<u>1,007</u>
36 Carriage sharing, pay channel and related costs		
License Fee	6	-
Management Charges	300	1,800
Pay channel Expenses	21,685	20,927
Building Maintenance Expenses	50	23
Lease Rental & Right to Usage Charge	755	781
Bandwidth Cost	2,671	2,458
Program Production Expenses	193	211
Other Operational Expenses	1,877	1,526
LCO sharing, Commission Charges and Incentives	6,928	6,630
	<u>34,465</u>	<u>34,355</u>
37 Employee benefits expense		
Salaries, allowances and bonus	1,884	1,781
Contributions to provident and other funds	117	114
Gratuity Fund Contribution	51	46
Staff welfare expenses	156	151
	<u>2,208</u>	<u>2,092</u>
38 Finance costs		
Interest on Financial Liabilities at Amortised Cost	996	2,101
Bank charges	9	8
Interest on Lease Liability	11	16
Amortisation of borrowing and ancillary costs	1	20
	<u>1,016</u>	<u>2,145</u>
39 Depreciation and amortisation expenses		
Depreciation on Right to use (Lease)	59	59
Depreciation of tangible assets (Refer note 4)	6,866	7,135
Amortisation of intangible assets (Refer note 6)	1,989	2,036
	<u>8,915</u>	<u>9,230</u>

[Handwritten signatures]



INDIAN CABLE NET COMPANY LIMITED

Notes to Consolidated financial statements for the year ended 31st March 2021

	(₹) in Lakhs	
	March 31, 2021	March 31, 2020
40 Other expenses		
Rent	173	171
Rates and taxes	215	263
Communication expenses	70	73
Repairs and maintenance		
- Network	460	306
- Building	13	15
- Others	268	280
Electricity and water charges	580	578
Legal, professional and consultancy charges	712	549
Printing and stationery	7	18
Service charges	1,415	1,485
Travelling and conveyance expenses	214	314
Auditors' remuneration (Refer Note: 56)	24	20
Vehicle expenses	244	222
Insurance expenses	16	13
Net loss in Fair value of investments through P&L	214	-
Corporate Social Responsibility Expenditure	27	57
Donation to Political Party		-
Loss on Sale / Discard / Write off of Assets (net)	13	17
Provision for Churn STB's	68	23
Provision for Expected Credit Loss	767	955
Provision for doubtful advances ₹17,700 (P Y Rs 25,305)	0	0
Rebate and Discount	1	19
Advertisement and publicity expenses	55	89
Bad debts	2,218	
Less: Debts w.off from earlier provision	<u>(2,217)</u>	61
Business and sales promotion	41	158
Exchange fluctuation loss	42	137
Miscellaneous expenses	102	82
Interest On License Fee	-	0
Membership and Subscription Expenses	14	-
Interest On Statutory Dues	6	-
	<u>5,760</u>	<u>5,903</u>

Handwritten signature

Handwritten signature



INDIAN CABLE NET COMPANY LIMITED

Notes to Consolidated financial statements for the year ended 31st March 2021

Note No:41


₹ in Lakhs

OTHER COMPREHENSIVE INCOME	Year Ended 31 March 2021	Year Ended 31 March 2020
A (i) Items that will not be reclassified to Profit or Loss		
Remeasurements of the net defined benefit plans as under		
Remeasurement of employee benefit obligations	24	(64)
(ii) Income Tax relating to items that will not be reclassified to profit or loss	(6)	16
B (i) Items that will be reclassified to profit or loss	-	-
(ii) Income Tax relating to items that will be reclassified to profit or loss	-	-
TOTAL COMPREHENSIVE INCOME	18	(48)

Note No : 42

₹ in Lakhs

Earnings per share	Year Ended 31 March 2021	Year Ended 31 March 2020
Profit attributable to equity shareholders	899	(786)
Number of weighted average equity shares	8,64,01,070	8,64,01,070
Basic (Rs)	1.04	(0.91)
Diluted (Rs)	1.04	(0.91)
Nominal value of per equity share (₹)	10	10

Ami *AA* 



INDIAN CABLE NET COMPANY LIMITED

Notes to Consolidated financial statements for the year ended 31st March 2021

Note No :43 Tax Expenses

The major components of Income Tax for the year are as under:

Particulars	₹ in Lakhs	
	March 31, 2021	March 31, 2020
Income tax related to items recognised directly in the statement of profit and loss		
Current tax - current year	534	226
-earlier years	103	2
Deferred tax charge / (benefit)	(629)	(1,270)
Income tax expense reported in Profit or Loss [(i)+(ii)]	9	(1,042)
Other Comprehensive Income (OCI) Section		
(i) Items that will not be reclassified to Profit or Loss		
Current Tax (income) / expense on remeasurement of defined benefit plans	6	(16)
Effective tax rate	0.97%	54.29%

A reconciliation of the income tax expense applicable to the profit before income tax at statutory rate to the income tax expense at the Company's effective income tax rate for the year ended 31 March, 2021 and 31 March, 2020 is as follows:

Particulars	March 31, 2021	March 31, 2020
Profit before tax	928	(1,919)
Income tax		
Statutory income tax on profit	235	(485)
Tax effect on non-deductible expenses	2,576	3,265
Additional allowances for tax purposes	(2,276)	(2,535)
Others / Deferred Tax effect	(629)	(1,270)
Deferred Tax effect on carry forward IT Loss	-	(20)
Tax effect for earlier years	103	2
Tax expense recognised in the statement of profit and loss	9	(1,042)

The applicable statutory Income Tax rate is 25.168% for the FY 2020-21 (25.168% for FY 2019-20).

Deferred tax assets and liabilities are offset where the Company has a legally enforceable right to do so. For analysis of the deferred tax balances (after offset) for financial reporting purposes refer note no-10.

The Group have temporary differences of Rs Nil (P Y Rs Nil) in respect of unutilised tax losses.

Deferred tax recognised in statement of profit and loss

For the year ended	₹ in Lakhs	
	March 31, 2021	March 31, 2020
Employee retirement benefits obligation	(0)	6
Allowances for credit losses	329	86
Depreciation and amortisation	(929)	(1,213)
Other disallowances	(29)	(148)
Total	(629)	(1,270)

Reconciliation of deferred tax assets / (liabilities) net:	March 31, 2021	March 31, 2020
Opening balance	(498)	(1,768)
Adjustment on Derecognition of Subsidiary	-	-
MAT Credit (adjusted) / entitlement	-	-
Deferred tax (charge)/credit recognised in	-	-
-Other Equity (Retained Earnings)	-	-
-Statement of profit and loss	629	1,270
Total	130	(498)

Handwritten signatures and initials.



INDIAN CABLE NET COMPANY LIMITED

Summary of significant accounting policies and other explanatory information for the year ended March 31, 2021

44 (f) Fair value measurements

There have been no transfers among Level 1, Level 2 and Level 3 during the period. The Group does not have any investments (other than investment in subsidiary), derivative financial assets and liabilities. Hence, Level 1 and Level 2 hierarchy is not applicable.

Accounting classification and fair values

The following table shows the carrying amounts and fair values of financial assets and financial liabilities as at 31 March 2021:

A. Financial instruments by category

	March 31, 2021			March 31, 2020		
	FVTPL	FVOCI	Amortised cost	FVTPL	FVOCI	Amortised cost
Financial assets (Non Current & Current)						
Bank deposits	-	-	431	-	-	423
Inter-Corporate Deposit	-	-	4,812	-	-	-
Interest accrued and not due	-	-	404	-	-	3
Security deposits (Non Current)	-	-	114	-	-	150
Investment (Non-current, financial assets)	844	-	-	1,058	-	-
Unbilled revenues	-	-	535	-	-	507
Receivable against Redemption of Current Investment	-	-	-	-	-	-
Trade receivables	-	-	4,600	-	-	8,444
Cash and cash equivalents	-	-	4,913	-	-	11,901
Other Bank Balances	-	-	103	-	-	0
Total financial assets	844	-	15,913	1,058	-	21,429
Financial liabilities (Non Current & Current)						
Borrowings (non-current, financial liabilities)	-	-	3,500	-	-	14,584
Borrowings (current, financial liabilities)	-	-	1,765	-	-	66
Payables for purchase of property, plant and equipment (non current)	-	-	-	-	-	-
Security deposits received from customer & Lease Liability	-	-	662	-	-	594
Trade payables	-	-	10,760	-	-	13,177
Other financial liabilities (current)	-	-	4,710	-	-	5,727
Total financial liabilities	-	-	21,397	-	-	34,149

Fair Value Hierarchy

Investment in subsidiaries, associate and joint venture are measured at cost as per Ind AS 27, 'Separate financial statements'.

**The Group has not disclosed the fair values for financial instruments such as cash & cash equivalents, short term trade receivables, short term trade payables because their carrying amounts are a reasonable approximation of fair value.

(II) Financial risk management objectives and policies

Financial risk management

The Group's principal financial liabilities comprise trade and other payables. The main purpose of these financial liabilities is to finance the Group's operations and to provide guarantees to support its operations. The Group's principal financial assets include trade and other receivables, and cash and short-term deposits that derive directly from its operations. The Group's activities expose it to a variety of financial risks: market risk, credit risk and liquidity risk. The Board of Directors reviews and agrees policies for managing each of these risks, which are summarised below:

A. Credit risk

Credit risk is the risk that a customer or counterparty to a financial instrument will fail to perform or pay amounts due to the Group causing financial loss. The Group's exposure to credit risk is influenced mainly by cash and cash equivalents, trade receivables and financial assets measured at amortised cost. The Group continuously monitors defaults of customers and other counterparties and incorporates this information into its credit risk controls.



INDIAN CABLE NET COMPANY LIMITED

Summary of significant accounting policies and other explanatory information for the year ended March 31, 2021

Credit risk management

Credit risk rating

The Group assesses and manages credit risk of financial assets based on following categories arrived on the basis of assumptions, inputs and factors specific to the class of financial assets.

A: Low credit risk on financial reporting date

B: High credit risk

The Group provides for expected credit loss based on the following:

Asset group	Basis of categorisation	Provision for expected credit loss
Low credit risk	Cash and cash equivalents and other financial assets except Trade Receivable, security deposits, Unbilled revenue and amount recoverable	Life time expected credit loss or fully provided for
High credit risk	Trade receivables, security deposits, Investment, Unbilled revenue and amount recoverable	Life time expected credit loss or fully provided for

Based on business environment in which the Group operates, a default on a financial asset is considered when the counter party fails to make payments within the agreed time period as per contract. Loss rates reflecting defaults are based on actual credit loss experience and considering differences between current and historical economic conditions.

Credit rating	Particulars	31-Mar-21	31-Mar-20
Low credit risk	Cash and cash equivalents and other financial assets except Trade Receivable, security deposits, Unbilled revenue and amount recoverable	5,851	12,327
High credit risk	Trade receivables, security deposits, Investment, Unbilled revenue and amount recoverable	10,905	10,160

Concentration of trade receivables

The Group has widespread customers and there is no concentration of trade receivables.

Credit risk exposure

Provision for expected credit losses

For the purpose of computation of expected credit loss, the Group has analysed the trend of provisions for doubtful debts created in earlier years and has also considered the fact that the Group has revenue from DAS customers which has been booked as per prepaid model of billing. The expected credit loss has been computed on basis of recoverability (after analysing each head separately) for DAS customers. Further, the Group has analysed expected credit loss separately for carriage revenue customer (including Marketing & Placement Income customers) and other than carriage revenue customer primarily because the characteristics and historical losses trend was different in these two streams. The group does not expect any further risk of credit impairment on account of possible impact relating to COVID 19 in estimating expected credit loss provision.

Expected credit loss for Trade receivables, security deposit and Amounts recoverable under simplified approach

As at March 31, 2021

Ageing	₹ in Lakh		
	Estimated gross carrying amount	Expected credit losses	Carrying amount net of impairment provision
Trade receivables	8,126	3,526	4,600
Security Deposit	114	-	114
Inter- Corporate Deposit	4,812	-	4,812
Investment	844	-	844
Unbilled Revenue	535	-	535

[Handwritten signatures and initials]



INDIAN CABLE NET COMPANY LIMITED

Summary of significant accounting policies and other explanatory information for the year ended March 31, 2021

As at March 31, 2020

Ageing	₹ in Lakh		
	Estimated gross carrying amount	Expected credit losses	Carrying amount net of impairment provision
Trade receivables	13,421	4,977	8,444
Security Deposit	150	-	150
Amounts recoverable	-	-	-
Investment	1,058	-	1,058
Unbilled Revenue	507	-	507

Reconciliation of loss allowance provision – Trade receivables

	₹ in Lakh
Loss allowance on March 31, 2020	4,977
Changes in loss allowance	(1,450)
Loss allowance on March 31, 2021	3,526

B. Liquidity risk

Liquidity risk is the risk that suitable sources of funding for the Groups's business activities may not be available.

Prudent liquidity risk management implies maintaining sufficient cash and marketable securities and the availability of funding through an adequate amount of committed credit facilities to meet obligations when due and to close out market positions. Management monitors rolling forecasts of the Groups's liquidity position (comprising the undrawn borrowing facilities) and cash and cash equivalents on the basis of expected cash flows. Short term liquidity requirements comprises mainly of trade payables and employee dues arising during normal course of business as on each balance sheet date. Long-term liquidity requirement is assessed by the management on periodical basis and is managed through internal accruals and through funding commitments from shareholders. As at each statement of financial position date, the Groups's liabilities having contractual maturities (including interest payments where applicable) are summarised as follows:

(ii) Maturities of financial liabilities

Contractual maturities of financial liabilities	₹ in Lakh					
	March 31, 2021			March 31, 2020		
	Less than one year	One to two years	More than two years	Less than one year	One to two years	More than two years
Non-derivatives						
Secured Borrowings (non-current, financial liabilities)	3,603	3,748	-	5,902	4,420	13,515
Secured Borrowings (current, financial liabilities) including interest	1,765	-	-	232	-	-
Borrowings (non-current, financial liabilities)	-	-	-	-	-	-
Other financial liabilities	1,508	-	-	1,288	-	-
Security deposits received from customer	-	-	639	-	-	292
Bank Overdraft	72	-	-	-	-	-
Trade payables	10,760	-	-	13,177	-	-
Lease liabilities in respect of right of use assets	46	16	7	72	27	23
Total non-derivative liabilities	17,754	3,764	646	20,671	4,447	13,830

[Handwritten signatures]



INDIAN CABLE NET COMPANY LIMITED

Summary of significant accounting policies and other explanatory information for the year ended March 31, 2021

C. Market Risk

Market risk is the risk that changes in market prices - such as foreign exchange rates and interest rates - will affect the Groups's income or the value of its holdings of financial instruments. The objective of market risk management is to manage and control market risk exposures within acceptable parameters, while optimising the return.

Cash Flow Hedge Accounting

The Group has foreign currency exposure in the form of Trade Payable/Advance to Vendors and is exposed to change in the exchange rates. Foreign exchange risk arises from future commercial transactions and recognised assets and liabilities denominated in a currency that is not the Group's functional currency (₹). The risk is measured through a forecast of highly probable foreign currency cash flows.

Foreign currency risk is managed by following established risk management policies, which inter alia includes monitoring the movements in currencies in which the capex vendors are payable and hedging the exposure to foreign currency risk by entering into forward currency contracts as and when deemed appropriate.

The Group does not enter into or trade financial instrument including derivative for speculative purpose.

(i) Foreign currency risk

Foreign currency risk exposure:

The Group's exposure to foreign currency risk at the end of the reporting period expressed in INR, are as follows

	31-Mar-21	31-Mar-20
Financial assets (A)	-	-
Trade receivables	-	-
Financial liabilities (B)	230	1,423
Payable to vendors for property, plant and equipment	230	1,423
Net exposure (B-A)	230	1,423

Sensitivity

The sensitivity of profit or loss to changes in the exchange rates arises mainly from foreign currency denominated financial instruments.

	Impact on Profit after tax	
	31-Mar-21	31-Mar-20
₹ / USD increased by 5% (previous year 5%)	(12)	(71)
₹ / USD increased by 5% (previous year 5%)	12	71

(ii) Cash flow and fair value interest rate risk

The Groups's main interest rate risk arises from long-term borrowings with variable rates, which expose the Group to cash flow interest rate risk.

(a) Interest rate risk exposure

The Group's policy is to minimise interest rate cash flow risk exposures on long-term financing. At 31st March the Group is exposed to changes in market interest rates through bank borrowings at variable interest rates. Other borrowings are at fixed interest rates.

	31-Mar-21	31-Mar-20
Variable rate borrowings	6,584	18,951
Total borrowings	6,584	18,951

(b) Sensitivity

Profit or loss is sensitive to higher/lower interest expense from borrowings as a result of changes in interest rates.

	Impact on loss after tax	
	31-Mar-21	31-Mar-20
Interest rates - increase by 100 basis points (P Y 100 bps)	65.84	189.51
Interest rates - decrease by 100 basis points (P Y 100 bps)	(65.84)	(189.51)

[Handwritten signatures]



INDIAN CABLE NET COMPANY LIMITED

Summary of significant accounting policies and other explanatory information for the year ended March 31, 2021

(II) Capital management**Risk Management**

The Group's objectives when managing capital is to safeguard continuity, maintain a strong credit rating and healthy capital ratios in order to support its business and provide adequate return to shareholders through continuing growth. The Group's overall strategy remains unchanged from previous year. The Group sets the amount of capital required on the basis of annual business and long-term operating plans which include capital and other strategic investments. The funding requirements are met through a mixture of equity, internal fund generation and other non-current borrowings. The Group's policy is to use current and non-current borrowings to meet anticipated funding requirements. The Group monitors capital on the basis of the gearing ratio which is net debt divided by total capital (equity plus net debt). The Group is not subject to any externally imposed capital requirements. Net debt are non-current and current borrowings as reduced by cash and cash equivalents, other bank balances and current investments. Equity comprises all components including other comprehensive income.

Particulars	31-Mar-21	31-Mar-20
Cash and cash equivalents	4,913	11,901
Other Bank Balances	103	0
Margin money	431	423
Total cash (A)	5,447	12,325
Borrowings (non current, financial liabilities)	3,500	14,584
Borrowings (current, financial liabilities)	1,765	66
Current maturities of long-term borrowings	3,084	4,200
Current maturities of finance lease obligations	-	1
Total borrowing (B)	8,349	18,852
Net debt (C=B-A)	2,901	6,528
Total equity	44,804	43,868
Total capital (equity + net debts) (D)	47,706	50,395
Gearing ratio (C/D)	6%	13%

Classification and measurement of financial assets and liabilities

The classification and measurement of financial assets will be made considering whether the conditions as per Ind AS 109 are met based on facts and circumstances existing at the date of transition.

Financial assets can be measured using effective interest method by assessing its contractual cash flow characteristics only on the basis of facts and circumstances existing at the date of transition and if it is impracticable to assess elements of modified time value of money i.e. the use of effective interest method, fair value of financial asset at the date of transition shall be the new carrying amount of that asset. The measurement exemption applies for financial liabilities as well.

Applying a requirement is impracticable when an entity cannot apply it after making every reasonable effort to do so. It is impracticable to apply the changes retrospectively if

a) The effects of the retrospective application or retrospective restatement are not determinable;

b) The retrospective application or restatement requires assumptions about what management's intent would have been in that period;

The retrospective application or retrospective restatement requires significant estimates of amounts and it is impossible to distinguish objectively information about those estimates that existed at that time.



INDIAN CABLE NET COMPANY LIMITED

Notes to Consolidated financial statements for the year ended 31st March 2021

45 Contingent liabilities and commitments (to the extent not provided for)

Particulars	As at 31	As at 31 Mar
	Mar 2021	2020
	(₹) in Lakhs	(₹) in Lakhs
(i) Contingent Liabilities		
(a) Claims against the group not acknowledged as debt #	11,137	10,672
(b) Guarantees ##	327	345
	<u>11,464</u>	<u>11,017</u>
(ii) Commitments		
(a) Estimated amount of contracts remaining to be executed on capital account and not provided for (Net of advances)	1,875	1,730
	<u>1,875</u>	<u>1,730</u>

Includes Rs 401 (PY Rs 406 lakhs) lakhs on account of entry tax on import of STB and other networking materials into West Bengal. The West Bengal government levied entry tax vide 'West Bengal Tax on entry of goods into local areas Act 2012'. The operation of the Act was w.e.f. 1st Apr-2012. The validity of the this levy has been challenged by the company in the Honorable Calcutta High Court by a writ petition, on the belief that the levy is unconstitutional and is thus unsustainable. The company is hopeful of getting a favourable order.

Includes Rs 6 (PY Rs 6 lakhs) lakhs against a money suit filed by M/s Ten Dot Net Cable Pvt. Ltd. for recovery of alleged dues against a work contract allegedly done for the company.

Includes Rs 87 (PY Rs 87 lakhs) lakhs on account of demand received from District Magistrate Noida for Entertainment Tax on activation / installation charges of STB's in UP. Demand received of Rs 87 lakhs for the period till Jun 17 on activation charges on STB's.

Includes Rs 37 (PY Rs 37 lakhs) lakhs on account of Show cause cum demand received from Service Tax Dept for financial year 2014-15 & 2015-16 and Rs 25 (PY Rs 25 lakhs) Lakhs on account of Show Cause Notice cum demand received from service tax Deptt on observation of Service Tax audit for F.Y. 16-17 & upto June'17 for excess utilisation of Convat Credit & short payment of RCM on which the company believes that no liability will develop on the company in future.

Includes Rs 78 (PY Rs 78 lakhs) lakhs on account of demand received from Joint Commissioner (AE) Central Tax-UP. The demand is against Audit for FY 2012-13, 2013-14, 2014-15, 2015-16 & 2016-17.

Includes Rs 416 (PY Rs 416 lakhs) lakhs of Demand by Sales tax Deptt. on account of VAT & CST liability for FY.2015-16. The company files a writ petition before Tribunal. The writ petition has been disallowed on the ground of Non attendance, now restoration petition was filed before Kolkata High Court & the company is hopeful of getting a favourable order.

Includes Rs 116 (PY Rs 116 lakhs) lakhs on account of Jharkhand VAT liability on Set Top Box transfer.

Includes Rs 11 (PY Rs 11 lakhs) lakhs on account of show cause notice received from Deptt. for short payment of service Tax & inadmissibility of Convat & non payment of RCM & Interest in respect of Noida unit for FY.12-13 to FY.15-16.

Includes Rs 4 (PY Rs 4 lakhs) lakhs on account of case filed by Den Network against Sahay Cable, Nibab & Vinod kumar in which ICNCL is also being made party for recovery of their dues.

Includes Appeal against Demand (CERA) of Rs 86 (PY Rs 86 lakhs) lakhs for difference between opening & closing Convat in the month of Oct 2015.

Includes effect of reduction in MAT credit with consequent impact on MAT utilisation in A.Y. 2017-18 which is the subject matter of Contingency. Amount calculated as difference between MAT credit availed as per ITR filed for A.Y. 2016-17 Rs 317 (PY Rs 317 lakhs) lakhs and MAT credit available as per Order u/s 143(3) Rs 28 (PY Rs 28 lakhs) lakhs.

Includes income tax demand for AY 2017-18 Rs 218 Lakhs (PY Rs 218 lakhs) which has been adjusted with TDS refundable. The said demand has been disputed in appeal by the company.

Includes income tax demand for AY 2018-19 Rs 182 Lakhs (PY : NIL). The said demand has been disputed in appeal by the company.

During the financial year ended 31st March 2019, the Directorate of Revenue Intelligence (DRI), Bangalore, u/s 108 of the Custom Act, 1962, had inquired about the classification of viewing cards for applicability of customs duty. The Company had, suo-moto, paid Rs 20 Lakhs under protest. Subsequently the Company has received a show cause notice with a demand for Rs 6671 Lakhs. The Company has filed a Writ Petition before the Honble Delhi High Court challenging the Show Cause Notice and is confident that the demand will not sustain. Therefore no provision has been made in these financial statements and the amount demanded has been considered as contingent liability.


Includes Rs 212 lakhs (PY -Rs 557 lakhs) on account of disputed pay channel liabilities of Broadcasters as the rate charged as per Invoices for different packages are higher than as agreed between Broadcasters & the Company.

Indinet Service Pvt Ltd, the subsidiary company has been granted Unified License from Ministry of Communications & IT, Department of Telecoms (DoT), under Government of India, under which the company is required to pay an annual license fee (AGR Fee) at the rate of 8% of the its adjusted gross revenue. Internet Service providers' Association of India of which the Company is a member had filed a petition with others against the DoT before the Telecom Dispute Settlement Appellate Tribunal (TDSAT) against levy of AGR Fee on Pure Internet Service. TDSAT vide it's order dated 18/10/2019 has upheld the contention of the petitioners and set aside the demand of AGR Fee on Pure Internet Services. In view of the said Order, the company has ceased to provide for the AGR Fee w.e.f. FY 2019-20 on Pure Internet Service. DoT has filed an Appeal before the Honble Supreme Court against the Order of the TDSAT and the same is pending for final adjudication. In view of the same, the liability of AGR Fee of Rs 58450 thousands and Rs 66230 thousands for the year ended 31st March, 2020 and 31st March, 2021 respectively on Pure Internet Services has been considered to be contingent in nature due to the prevailing uncertainty of the final outcome of the dispute.

Includes claims against the Company, not acknowledged as debts Rs 1,049 lakhs (Previous Year Rs 1,049 lakhs) in respect of Sidh Maurya Cable Net Private Ltd, the Subsidiary Company.

For counter bank guarantees in respect of outstanding bank guarantees & FD pledged Rs 327 lakhs (PY Rs 345 lakhs)

In addition, the Group is subject to legal proceeding and claims, which have arisen in the ordinary course of business. The Group's management does not reasonably expect that there legal action, when ultimately concluded and determined, will have a material and adverse effect on the Group's result of operation or financial conditions.



INDIAN CABLE NET COMPANY LIMITED

 Notes to Consolidated financial statements for the year ended 31st March 2021

46 Group Information
a) Accounting Policy for Non Controlling Interest

The group recognises non-controlling interest in an acquired entity at the non-controlling interest's proportionate share of the acquired entity net identifiable assets.

b) Subsidiaries

The groups subsidiaries at 31 March 2021 are set out below. (Unless otherwise stated, they have share capital consisting solely of equity shares that are held directly by the group, and the proportion of ownership interests held equis the voting held by the group. The country of incorporation or registration is also their principal place of business.

Sr No	Name of Entity	Place of Business	Ownership Interest held by Non Controlling interest		Ownership interest held by Non Controlling interest		Business
			Ownership interest held by group	Ownership interest held by Non Controlling interest	Ownership interest held by group	Ownership interest held by Non Controlling interest	
			as at March 31, 2021	as at March 31, 2020			
1	Siti Maurya Cable Net Pvt. Ltd.	India	50.10%	49.90%	50.10%	49.90%	Digital Cable TV Business
2	Indinet Services Pvt. Ltd.	India	100%	0%	100%	0%	Internet Service Provider Business

47 Dues to Micro Enterprises and Small Enterprises:

Particulars	₹ in Lakhs	
	as at 31-03-2021	as at 31-03-2020
(i) the principal amount and the interest due thereon remaining unpaid to any supplier as at the end of each accounting year;	11	94
(ii) the amount of interest paid by the Group in terms of section 16 of MSMED Act, 2006, along with the amounts of the payment made to the suppliers beyond the appointed day during the year;	-	-
(iii) the amount of interest due and payable for the period of delay in making payment (which have been paid but beyond the appointed day during the year without adding the interest specified under MSMED Act, 2006	-	-
(iv) the amount of interest accrued and remaining unpaid at the end of each accounting year; and	-	-
(v) the amount of further interest remaining due and payable even in the succeeding years, until such date when the interest dues as above are actually paid to the small enterprise, for the purpose of disallowance as a deductible expenditure under section 23 of the MSMED Act, 2006.	-	-

#The management has identified dues to micro and small enterprises as defined under Micro, Small and Medium Enterprises Development Act, 2006 (MSMED) on the basis of information made available by the supplier or vendors of the Group.

48 Value of Imports calculated on CIF basis

Particulars	31-Mar-21	31-Mar-20
	₹ in Lakhs	₹ in Lakhs
Consumables	66	3
Capital Goods	200	1,049
Total	266	1,052

49 Expenditure in Foreign Currency

Particulars	31-Mar-21	31-Mar-20
	₹ in Lakhs	₹ in Lakhs
Interest	-	-
Membership & Subscription	11	9
Annual Maintenance Charges	105	45
License Fees	722	945
Travelling & Conveyance	1	4
Installation & Commissioning Charges	-	33
Total	839	1,036

50 At the year end, unliedged foreign currency exposures are as follows:

Particulars	Currency	As on 31/03/2021		As on 31/03/2020	
		₹ in Lakhs	In Foreign Currency	₹ in Lakhs	In Foreign Currency
Advance to Vendor	USD	36.26	0.49	25.77	0.34
Advance to Director and Employees	Thai Bhat	-	-	0.20	0.09
Advance to Director and Employees	Euro	-	-	0.46	0.01
Advance to Director and Employees	USD	-	-	0.38	0.01
Payable to Vendor	USD	28.18	0.38	662.75	8.79
Payable to Vendor	Euro	201.90	2.35	760.39	9.16
Total		266	3	1,450	18



Handwritten signatures and initials at the bottom of the page.

INDIAN CABLE NET COMPANY LIMITED

Notes to Consolidated financial statements for the year ended 31st March 2021

51 (i) The detail of employee benefit for the period in respect of gratuity which is funded defined benefit plan is as under:

a. Component of employer expense		
(₹) in Lakhs		
PARTICULARS	As on 31 st Mar 2021	As on 31 st Mar 2020
Current Service Cost	41	40
Interest on defined benefit obligation	20	13
Expected Return on plan assets	(10)	(7)
Net Accrual losses/(gains) recognized in the year	(24)	50
Past Service Cost	-	-
Total included in employer benefit	27	96
Actual Return on plan assets	11	6

b. Net Asset / (Liability) recognized in the balance sheet as at 31 st March 2021		
(₹) in Lakhs		
PARTICULARS	As on 31 st Mar 2021	As on 31 st March 2020
Present Value of Funded Obligation	313	283
Fair Value of Plan Assets	164	140
Net Liability	149	143
Amount in Balance Sheet		
Liability	149	143
Assets		
Net Liability	149	143

c. Reconciliation of Benefit Obligation & Plan Assets for the Period ended:		
(₹) in Lakhs		
PARTICULARS	As on 31 st March 2021	As on 31 st March 2020
Change in Defined Benefit Obligation		
Opening Defined Benefit Obligation	283	182
Impact of Derecognition of Axon Communication & Cable Pvt Ltd		
Current Service Cost	41	40
Interest Cost	20	13
Actuarial Losses / (Gain)	(23)	49
Past Service Cost	-	-
Benefits Paid	(7)	(1)
Closing Defined Benefit Obligation	313	283

Change in Fair Value of Assets		
PARTICULARS	As on 31 st March 2021	As on 31 st March 2020
Opening Fair Value of Plan Assets	140	97
Expected Return on Plan Assets	10	7
Actuarial Gain / (Losses)	1	(1)
Contribution by Employer	19	37
Benefits Paid	(6)	(1)
Closing Fair Value on Plan Assets	164	140
Expected Employer Contribution Next Year	38	39

(ii) The Defined Benefit Obligation of compensated absence in respect of Privilege Leave is Rs 149 Lakhs (P.Y Rs 140 Lakhs).

(iii) Actuarial Assumptions

Category of Assets	As on 31 st March 2021	As on 31 st March 2020
Discount Rate (p.a.)	7.00%	7.00%
Expected rate of return on Assets	7.00%	7.00%
Salary Escalation Rate (p.a.)	8.00%	8.00%

- Discount Rate is based on the prevailing market yield of Indian Government Securities as the balance sheet as date for expected term of obligation.
- Expected rate of return on plan assets is based on our expectation of the average long term rate of return expected on investment of the fund during the estimated term of obligations.
- Salary Escalation rate is based on estimates of future salary increases taking into consideration of inflation, seniority, promotion and other relevant factors.

52 The Commercial Tax authorities, Government of West Bengal, by an order dated June 9, 2003, sought to impose sales tax, with retrospective effect from April 2, 1997, on the Company's income from cable TV services. The Company has filed an application before the Hon'ble West Bengal Taxation Tribunal on July 15, 2003, seeking, inter alia, that the aforesaid order be set aside. The Hon'ble West Bengal Taxation Tribunal by its order dated August 1, 2003 has directed that pending disposal of the application, assessment proceedings may continue but that no demand notice will be issued. The matter had come for hearing on several occasions but has been adjourned, pending State's submissions. In view of the fact that neither assessment proceedings have been completed nor demand notice has been issued, the alleged liability for Sales tax cannot be ascertained. Consequently no liability on account of sales tax has been recognized by the Company in the books of accounts.

53 The Hon'ble Supreme Court in its recent ruling had ruled that various allowances like conveyance allowance, special allowance, education allowance, medical allowance etc., paid uniformly and universally by an employer to its employees would form part of basic wages for computing the provident fund ('PF' or 'the fund') contribution and thereby, has laid down principles to exclude (or include) a particular allowance or payments from 'basic wage' for the purpose of computing PF contribution. The Company pays certain allowances to its employees as a part of compensation structure, which have not been included in the basic wages for the purpose of computing the PF. As this ruling has not prescribed any clarification w.r.t. to its application, the Company, based on legal advice and management assessment has applied the aforesaid ruling prospectively. Management believes that this will not result in any material liability on the Company.

[Handwritten signatures]



INDIAN CABLE NET COMPANY LIMITED

 Notes to Consolidated financial statements for the year ended 31st March 2021

54 Leases :

Right-of-use assets	₹ in lakhs	
	Land and Building	Total
Gross carrying amount		
Balance as at April 01, 2020	172	172
Addition	8	8
Disposals	-	-
Balance as at March 31, 2020	180	180
Accumulated depreciation		
Balance as at April 01, 2020	59	59
Charge for the year	59	59
Disposals	-	-
Balance as at March 31, 2020	118	118
Net carrying amount as at March 31, 2020	113	113
Net carrying amount as at March 31, 2021	62	62

Disclosures on lease pursuant to Ind AS 116 - Leases

- (a) The Company has leases for office buildings. Variable lease payments which do not depend on an index or a rate are excluded from the initial measurement of the lease liability and right of use assets. The Company classifies its right-of-use assets in a consistent manner to its property, plant and equipment.
- (b) Each lease generally imposes a restriction that, unless there is a contractual right for the Company to sublease the asset to another party, the right-of-use asset can only be used by the Company. Some leases contain an option to extend the lease for a further term. The Company is prohibited from selling or pledging the underlying leased assets as security. For leases over office buildings and other premises, the Company must keep those properties in a good state of repair and return the properties in their original condition at the end of the lease. Further, the Company is required to pay maintenance fees in accordance with the lease contracts.
- (c) The table below describes the nature of the Company's leasing activities by type of right-of-use asset recognised on balance sheet:

Right-of-use asset	Number of ROU assets leased	Range of remaining term (in years)	Number of leases with extension options	Number of leases with termination options
Buildings	23	1 - 3	-	-

- (d) Lease payments not included in measurement of lease liability -

The expense relating to payments not included in the measurement of the lease liability is as follows:

Particulars	₹ in lakhs	
	31 March 2021	31 March 2020
Short-term and leases of low value assets		171
Variable lease payments		-

- (e) Total cash outflow for leases for the year ended 31 March 2021 is ₹ 52 lakhs. Interest on lease liabilities is ₹ 11 lakhs for the year ended March 31, 2020.

55 Future Minimum Lease Payments and their Present Values are given below:

Minimum lease payments due	₹ in Lakhs		
	Within 1 year	1 to 5 years	after 5 years
	Total		
March 31, 2021			
Lease payments	-	-	-
Finance charges	-	-	-
Net present value	-	-	-
March 31, 2020			
Lease payments	1.50	-	1.50
Finance charges	0.06	-	0.06
Net present value	1.44	-	1.44

56 Payment to Auditors (incurred) (Excluding Goods & Service Tax)

PARTICULARS	₹ in Lakhs	
	As on 31 st March 2021	As on 31 st March 2020
Audit Fees	11	9
Limited Review	7	6
Tax Audit Fees	2	1
Other Services	3	5
Reimbursements	1	1
Total	26	22



Handwritten signatures and initials at the bottom of the page.

INDIAN CABLE NET COMPANY LIMITED

Notes to Consolidated financial statements for the year ended 31st March 2021

57 In compliance with Indian Accounting Standard 110 "Consolidated Financial Statements" referred to in Indian Accounting Standards specified under section 133 of the Act, read with Rule 7 of the Companies (Accounts) Rules, 2014, the parent company has prepared the accompanying consolidated financial statements, which includes the financial statement of the parent company and its subsidiaries listed below:

Name of the Subsidiaries	Country of Incorporation	Percentage of Ownership
Siti Maurya Cable Net Pvt. Ltd.	India	50.10%
Indinet Service Pvt. Ltd.	India	100.00%

58 Certain Balances of Loans & Advances, Trade Receivables, Trade Payables, and other assets & liabilities are subject to confirmation.

59 Corporate Social Responsibility (CSR)

CSR Amount required to be spent by the companies within the group as per Section 135 of Companies Act 2013 read with Schedule VI thereof, the utilisation is done by way of contribution towards various activities.

- (a) Average net profit as prescribed under section 135 of the Companies Act 2013: Rs 1354 lakhs (FY Rs 2841 lakhs).
- (b) Expenditure in related corporate social responsibility during the year Rs 27 lakhs (FY Rs 65 lakhs).

Details of Amount spent towards CSR is given below

Particulars	₹ in Lakhs	
	2020-21	2019-20
Health	27	49
Women Empowerment	-	-
Sport Sponsorship	-	4
P M cares Fund*(CY Rs 46000)	0	12
Total	27	65

* 2019-20 figures includes Rs 8 lacs pertaining to 2018-19

60 In the opinion of the Board of Directors the current assets, loans and advances shown in the Balance Sheet as on 31st Mar' 2021 are considered good and fully recoverable, except otherwise stated and provision for all known liabilities has been made in the accounts.

61 Subsequent to outbreak of Coronavirus (COVID-19) and consequential lockdown across the country, the Group has continued to operate and provide cable services to its customers, which has been declared as an essential service, without disruptions. Based on its review and current indicators of economic slowdown, there is no significant impact on its financial statement. The Group will continue to closely monitor any material changes arising of future economic conditions and impact on its business.

62 The Group elected to exercise the option permitted under section 115BAA of the Income tax Act 1961 as introduced by the Taxation Laws (Amendment) Act 2019. Accordingly, the Group has recognised Provision for Income Tax for the quarter and year ended 31st March 2020 and re-measured its Deferred Tax Assets on the basis of the rate prescribed in the said section. The full impact of this change has been recognised in the statement of Profit and Loss for the quarter and year ended Mar20.

63 Exceptional Item includes:

Particulars	₹ in Lakhs	
	As on 31 st March 2021	As on 31 st March 2020
Provision for Expected Credit Loss	0	2263

In view of the New Regulatory Framework for Broadcasting & Cable services notified by Telecom Regulatory Authority of India (TRAI), which has come into effect during the year ended March 31,2019 resulting into changes in pricing mechanism & arrangements amongst the Company, LCO & Broadcasters the Management, based on review, has provided for impairment of trade receivables. These adjustments, having one-time, non-recurring material impact on financial statements, hence been disclosed as "Exceptional Item in Financial Results".

64 Movement of Provision

Particulars	₹ in Lakhs	
	Non Current	Current
Balance as at 31 March 2020	154	-
Additions *	68	-
Balance as at 31 March 2021	222	-

* Included under Other Expenses in the statement of Profit and Loss.

65 Information under section 186 (4) of the Companies Act 2013

There are no investments or loan given or guarantee provided or security given by the group.



Handwritten signatures and initials.

INDIAN CABLE NET COMPANY LIMITED

 Notes to Consolidated financial statements for the year ended 31st March 2021

66 Assets hypothecated / pledged as security

The carrying amounts of assets hypothecated / pledged as security for current and non-current borrowings are:

Particulars	Refer Note No.	₹ in Lakhs	
		As at	As at
		31 st March, 2021	31 st March, 2020
Current			
Financial assets		3,869	7,177
Trade Receivables	13	3,869	7,177
Non-financial assets		102	77
Inventories	12	102	77
Total current assets pledged as security		3,972	7,254
Non-current			
Property Plant & Equipment	4	29,370	35,114
Investment Property	5	6,498	6,607
Other Non Current Financial Assets	9	431	423
Total non-current assets pledged as security		36,300	42,144
Total assets pledged as security		40,272	49,398

67 Revenue from contracts with customers
(A) Disaggregation of revenue

Particulars	31-Mar-21	31-Mar-20
	(₹) in Lakhs	(₹) in Lakhs
Revenue from operations		
Sale of services		
Subscription income	31,328	33,178
Advertisement income	3,037	3,976
Carriage income & Marketing Income	4,887	6,491
Activation and Set top boxes pairing charges	107	245
Subscription income - Internet	8,300	7,168
Other operating revenue		
Sale of traded goods	926	1,118
Lease rental charges	128	230
Other networking and management income	567	742
Rent Income	456	493
Other Operating Income	563	362
	52,382	54,084

The Group has disaggregated the revenue from contracts with customers on the basis of nature of services/goods sold. The Group believes that the disaggregation of revenue on the basis of nature of services/goods sold has no impact on the nature, amount, timing & uncertainty of revenues and cash flows.

(B) Contract Balances

The Group classifies the right to consideration in exchange for deliverables as either a receivable or as unbilled revenue.

Trade receivable and unbilled revenues are presented net of impairment in the Balance Sheet.

Particulars	31-Mar-21	31-Mar-20
	(₹) in Lakhs	(₹) in Lakhs
Contract assets (Trade Receivables)	4,600	8,414
Contract assets (Unbilled Revenue)	526	507
Contract liabilities (Unearned Revenue)	2,013	1,923
	7,139	10,875

The contract assets is the Group's rights to consideration in exchange for goods and services that the Group has transferred to a customer. The contract liabilities primarily relate to the billing recognized in advance where performance obligations are yet to be satisfied.

Significant changes in the contract assets and the contract liabilities balances during the year are as follows.

Particulars	₹ in Lakhs			
	31-Mar-21		31-Mar-20	
	Contract assets	Contract liabilities	Contract assets	Contract liabilities
Balance at the beginning of the year	8,952	1,923	12,359	865
Add: Advance Income received/ Income earned not billed during the year	3,135	2,013	8,952	1,923
Revenue recognised/Income billed that is included in the balance at the beginning of the year	8,952	1,923	12,359	865
Balance at the end of the year	3,135	2,013	8,952	1,923



INDIAN CABLE NET COMPANY LIMITEDNotes to Consolidated financial statements for the year ended 31st March 2021**(C) Performance Obligations and Remaining Performance Obligations**

The remaining performance obligation disclosure provides the aggregate amount of the transaction price yet to be recognized as at the end of the reporting period and an explanation as to when the Group expects to recognize these amounts in revenue. Applying the practical expedient as given in Ind AS 115, the Group has not disclosed the remaining performances as the performance obligations relates to contracts that have an original expected duration of one year or less. Remaining performance obligation estimates are subject to change and are affected by several factors, including terminations, changes in the scope of contracts, periodic revalidations, adjustment for revenue that has not materialized and adjustments for currency.

68 Related Party Disclosure

List of parties where control Exists

- | | | |
|--|--|---|
| <p>a. Holding Company</p> <ul style="list-style-type: none"> • Siti Networks Limited <p>b. Fellow Subsidiary Companies**</p> <ul style="list-style-type: none"> • Siti Broadband Services Private Limited • Siti Vision Digital Media Private Limited • Variety Entertainment Private Limited <p>c. Entities with Common Control</p> <ul style="list-style-type: none"> • Siti Daitshan Cable Net Co. Private Limited • Siti Royal Heritage Cable Net Co. Private Limited • Siti Singblau Cable Net Company Pvt. Ltd. <p>d. Entities with Significant Influence**</p> <ul style="list-style-type: none"> • Maurya Diginet Pvt. Ltd. <p>e. Entities in which Directors Interested**</p> <ul style="list-style-type: none"> • Smart Vinimay Private Limited • Calcutta Communication LLP • Gurudripa Comlink Private Limited • Purvi Communications LLP • Maxpro Tracoon Private Limited • Victor Media Private Limited • Victor Distributors • Maa Laxmi Network • Global Cable • IT Agency • Rai Cable Network • Raja Cable • Puja Cable • Neo Network • Maa Vrishanav Satellite Vision • SRD Properties Pvt. Ltd. • Elitech Visual Channels private Limited • Kolkata Media Services Private Limited • Kolkata Entertainment Services LLP • May Fair Cable Line • Axom Communications & Cable Private Limited • Victor Electro Services • Hi Tech Fihm and Broadcast Academy • Smart Cable & Broadband Services • Satellite Broadband Network • Rai Cable • Raja Cable TV Network • R.R Cable Network • New Raja Cable • Maa Vaishnav Services • Maa Vaishnav Vision • Shiva Vision • Baba Bhola Digital Network • Mahavir Star Network • Men Rajrupa Digital Cable Network • Baba Bhola Digital Cable Network • Lovely Digital Cable Network • Puja Rani Digital Cable Network • Kashi Vishwanath Cable Network • Prakash Cable Network | <p>f. Director/ Key Managerial Personnel</p> <ul style="list-style-type: none"> • Mr. Surendra Kumar Agarwala • Mr. Suresh Kumar Sethiya • Mr. Sanjay Berry • Mr. Mukund Venkatesh Galgali • Ms. Kavita Anand Kapahi • Mr. Atul Kumar Singh • Mr. Laxman Singh Kaira | <p>Whole Time Director</p> <p>Whole Time Director</p> <p>Director (w.e.f. 15.07.2020)</p> <p>Director (till 23.04.2020)</p> <p>Independent Director</p> <p>Chief Financial Officer</p> <p>Company Secretary</p> |
|--|--|---|

** with whom the Company has transactions during the current year and previous year



INDIAN CABLE NET COMPANY LIMITED

 Notes to Consolidated financial statements for the year ended 31st March 2021

Transactions with related parties.

(₹) in Lakhs

Particulars	Siti Network Limited		Siti Darshan Cable Net Co. (P) Ltd.		Siti Royal Heritage Cable Net (P) Ltd.		Calcutta Communication LLP	
	FY 20-21	FY 19-20	FY 20-21	FY 19-20	FY 20-21	FY 19-20	FY 20-21	FY 19-20
Expenses paid on behalf of	-	-	220	140	0	0	-	-
Purchase of Fixed Asset	-	50	-	-	-	-	-	-
Purchase of material & Services	1,150	1,867	1,230	416	-	-	15	-
Sales of service and materials	1,110	1,417	-	-	-	-	-	-
Sale of Fixed assets	2	31	-	-	-	-	-	-
Bad Debt written off	-	-	207	-	-	-	-	-
Provision for Doubtful Debts	-	-	2	2	11	11	-	-
Outstanding at the end of year	414	592	(41)	212	11	11	75	93

Transactions with related parties.

(₹) in Lakhs

Particulars	Purvi Communications LLP		Siti Vision Digital Media Pvt Ltd		Smart Vinitay Private limited		Siti Singhbhum Cable Net Co. (P) Ltd.	
	FY 20-21	FY 19-20	FY 20-21	FY 19-20	FY 20-21	FY 19-20	FY 20-21	FY 19-20
Expenses paid on behalf of	-	-	-	-	-	-	0	0
Purchase of material & Services	-	-	-	-	25	33	-	-
Sales of service and materials	-	-	-	-	86	90	-	-
Bad Debt written off	-	-	-	-	16	-	2	-
Outstanding at the end of year	-	(8)	20	20	(4)	4	-	2

Transactions with related parties.

(₹) in Lakhs

Particulars	Smart Cable & Broadband Services		Gangotri Conlink Pvt Ltd		Axon Communications & Cable Pvt. Ltd.		Maxpro Tracore Pvt Ltd	
	FY 20-21	FY 19-20	FY 20-21	FY 19-20	FY 20-21	FY 19-20	FY 20-21	FY 19-20
Expenses paid on behalf of	-	-	-	-	-	0	-	-
Purchase of material & Services	0	3	4	3	-	-	7	9
Sales of service and materials	28	32	6	4	224	124	29	32
Provision for Doubtful Debts	-	-	-	-	41	41	-	-
Baddebt written off	2	-	-	-	-	-	1	(0)
Outstanding at the end of year	(0)	3	1	1	341	438	1	3

Transactions with related parties.

(₹) in Lakhs

Particulars	Siti Broadband Services Pvt Ltd		MAURYA DIGINET PVT LTD		Raja Cable		New Raja Cable	
	FY 20-21	FY 19-20	FY 20-21	FY 19-20	FY 20-21	FY 19-20	FY 20-21	FY 19-20
Purchase of material & Services	-	-	360	365	-	-	-	-
Sales of service and materials	-	-	-	-	28	40	15	12
Provision for Doubtful Debts	-	-	-	-	18	19	1	1
Outstanding at the end of year	89	89	(199)	(373)	18	19	1	1



INDIAN CABLE NET COMPANY LIMITED

Notes to Consolidated financial statements for the year ended 31st March 2021

Transactions with related parties.

(₹) in Lakhs

Particulars	Ijal Cable		Raja Cable TV Network		RR Cable Network		Raj Cable Network	
	FY 20-21	FY 19-20	FY 20-21	FY 19-20	FY 20-21	FY 19-20	FY 20-21	FY 19-20
Sales of service and materials	-	-	7	10	6	4	14	15
Purchases of service and materials	-	-	-	-	5	2	-	-
Provision for Doubtful Debts	0	0	3	3	0	0	2	2
Outstanding at the end of year	0	0	3	3	(11)	(1)	2	2

Transactions with related parties.

(₹) in Lakhs

Particulars	SRD PROPERTIES PRIVATE LIMITED		VICTOR MEDIA PRIVATE LIMITED		HiTech Visual Channels Private Limited		KOLKATA MEDIA SERVICES PRIVATE LIMITED	
	FY 20-21	FY 19-20	FY 20-21	FY 19-20	FY 20-21	FY 19-20	FY 20-21	FY 19-20
Sales of service and materials	22	15	-	-	59	65	-	5
Purchase of material & Services	16	11	43	20	37	42	-	1
Bad Debt	-	-	-	-	-	-	1	1
Outstanding at the end of year	2	1	(31)	5	6	7	(0)	1

Transactions with related parties.

(₹) in Lakhs

Particulars	Kolkata Entertainment Services LLP		MayFair Cable Link		Satellite Broadband Network		Victor Distributors	
	FY 20-21	FY 19-20	FY 20-21	FY 19-20	FY 20-21	FY 19-20	FY 20-21	FY 19-20
Purchase of material & Services	121	166	5	5	12	13	-	-
Bad Debt Written off	3	-	-	-	-	-	-	-
Sales of service and materials	189	285	7	8	19	20	69	27
Provision for Doubtful Debts	-	-	-	-	-	-	12	12
Outstanding at the end of year	11	27	(1)	(0)	1	2	28	23

Transactions with related parties.

(₹) in Lakhs

Particulars	Raja Cable		IT Agency		Maa Vaishnav Satellite Vision		Maa Vaishnav Services	
	FY 20-21	FY 19-20	FY 20-21	FY 19-20	FY 20-21	FY 19-20	FY 20-21	FY 19-20
Sales of service and materials	2	2	20	23	17	21	28	31
Provision for Doubtful Debts	-	-	6	6	3	4	3	3
Outstanding at the end of year	(0)	0	5	6	3	3	3	3

Transactions with related parties.

(₹) in Lakhs

Particulars	Maa Vaishnav Vision		Shiva Vision		Maa Laxmi Network		Global Cable	
	FY 20-21	FY 19-20	FY 20-21	FY 19-20	FY 20-21	FY 19-20	FY 20-21	FY 19-20
Sales of service and materials	17	22	0	0	44	50	11	13
Provision for Doubtful Debts	3	4	8	8	14	14	4	4
Outstanding at the end of year	3	4	8	8	16	14	4	4

Transactions with related parties.

(₹) in Lakhs

Particulars	Maa Laxmi Network		Global Cable		Maa Laxmi Network		Global Cable	
	FY 20-21	FY 19-20	FY 20-21	FY 19-20	FY 20-21	FY 19-20	FY 20-21	FY 19-20
Sales of service and materials	2	2	0	0	3	-	3	4
Provision for Doubtful Debts	1	1	1	0	5	-	4	4
Outstanding at the end of year	-	-	(1)	0	1	-	4	4



INDIAN CABLE NET COMPANY LIMITED

Notes to Consolidated financial statements for the year ended 31st March 2021

Transactions with related parties.

(₹) in Lakhs

Particulars	Nice Network		Puja Cable		Baha Bhole Digital		Mahavir Star Network	
	FY 20-21	FY 19-20	FY 20-21	FY 19-20	FY 20-21	FY 19-20	FY 20-21	FY 19-20
Sales of service and materials	19	24	16	20	0	1	-	-
Provision for Doubtful Debts	10	11	-	17	-	8	-	0
Outstanding at the end of year	11	11	17	18	7	7	0	0

Transactions with related parties.

(₹) in Lakhs

Particulars	Maa Rajrappa Digital Cable Network		Baha Bhole Digital Cable Network		Lovely Digital Cable Network		Puja Rani Digital Cable Network	
	FY 20-21	FY 19-20	FY 20-21	FY 19-20	FY 20-21	FY 19-20	FY 20-21	FY 19-20
Sales of service and materials	5	6	10	11	7	9	9	11
Provision for Doubtful Debts	-	2	-	1	-	1	-	1
Outstanding at the end of year	2	2	1	1	1	1	1	1

Transactions with related parties.

(₹) in Lakhs

Particulars	Kashi Vishwanath Cable Network		Prakash Cable Network	
	FY 20-21	FY 19-20	FY 20-21	FY 19-20
Sales of service and materials	6	7	-	0
Provision for Doubtful Debts	-	1	-	1
Outstanding at the end of year	1	1	1	1

Transactions with related parties.

(₹) in Lakhs

Particulars	Hi Tech Film and Broadcast Academy		Victor Electro Services		Variety Entertainment Pvt Ltd	
	FY 20-21	FY 19-20	FY 20-21	FY 19-20	FY 20-21	FY 19-20
Loans & Advances Given	-	-	-	-	4,812	-
Purchase of material & Services	138	148	3	6	-	-
Sales of service and materials	138	-	-	-	434	-
Outstanding at the end of year	0	(25)	0	-	5,214	-

i. Payments made to Key Managerial Personnel

(₹) in Lakhs

Particulars	FY 20-21	FY 19-20
Suresh Kumar Agarwala *	127	77
Suresh Kumar Sethiya *	127	77
Anil Kumar Singh	54	50
Total Remuneration	308	204

* Previous year remuneration is for part of the year.

69 Additional information as required under Schedule III to the Companies Act, 2013 of Enterprises Consolidated

(₹) in Lakhs

Name of the Enterprise	Net Assets, i.e., total assets minus total liabilities		Share in profit or loss	
	As % of Consolidated Net Assets	Amount	As % of Consolidated Profit or Loss	Amount
Parent				
Indian Cable Net Co. Ltd.	91.73	43,069	103.44	595
Subsidiary				
Sri Maurya Cable Net Pvt. Ltd.	5.73	2,689	3.96	38
Indinet Service Pvt Ltd	(0.32)	(151)	(9.38)	(90)
Minority Interest in Subsidiary	2.86	1,342	1.98	19
		<u>46,950</u>		<u>962</u>
(Inter Group) Elimination		<u>2,146</u>		<u>25</u>
TOTAL		44,804		937



(Handwritten signatures)

INDIAN CABLE NET COMPANY LIMITED

Notes to Consolidated financial statements for the year ended 31st March 2021

70 The Financial statements have been reviewed by the Audit Committee and approved by the board of directors in their meeting held on 22 June, 2021.

71 Previous year's figures have been regrouped and/or rearranged wherever necessary.

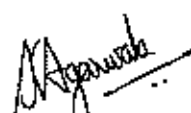
Notes to accounts referred in our report of even date.


For A.K. Bhattacharya & Co.
Chartered Accountants
(Firm Registration No. - 329475E)

A.K. Bhattacharya
Proprietor
Membership No.-065860

Place - Kolkata
Date -

For Indian Cable Net Co Ltd
(U92132WB199519LC075754)


Surendra Kumar Agarwala
Whole Time Director
DIN-00569816


Lakshmi Singh Khirra
Company Secretary



Suresh Kumar Sethiya
Whole Time Director
DIN-00349098


Anil Kumar Singh
CFO

